

FEATURES

- For surface mounted applications
- Metal silicon junction, majority carrier conduction
- Built-in strain relief, ideal for automated placement
- Low power loss, high efficiency.
- High forward surge current capability
- Plastic package has Underwriters Laboratory Flammability Classification 94V-0



DO-214AA (SMB)

MECHANICAL DATA

- Case: DO-214AA (SMB)Molded plastic
- Terminals: Pure tin plated, lead free
- Polarity: Indicated by cathode band
- Weight: 0.093 gram(approx.)



Cathode

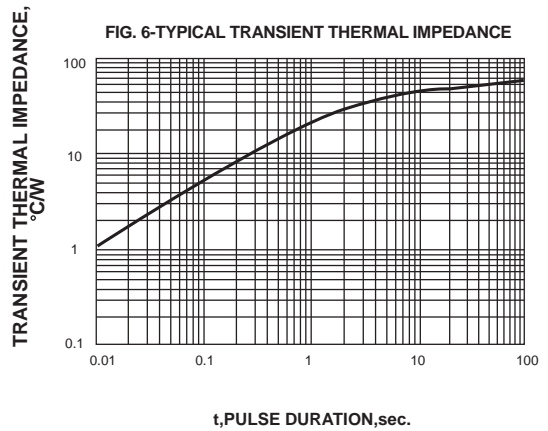
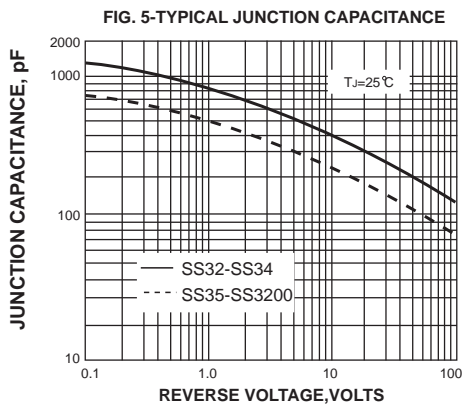
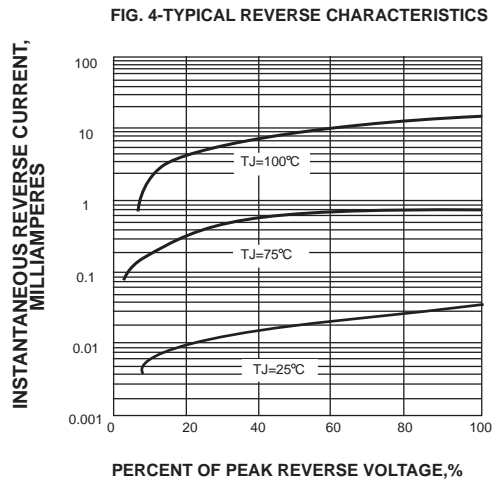
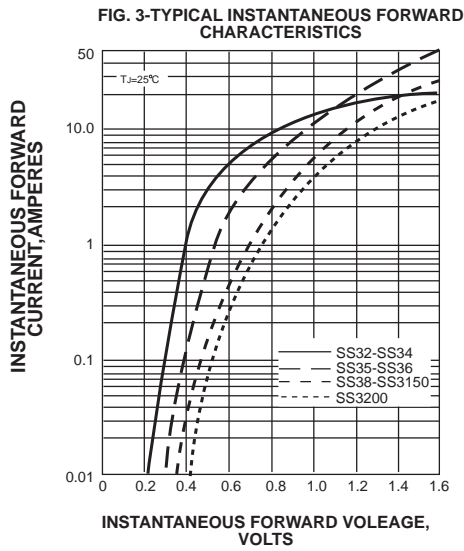
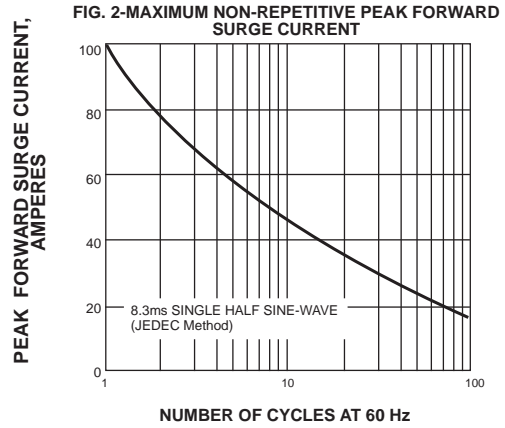
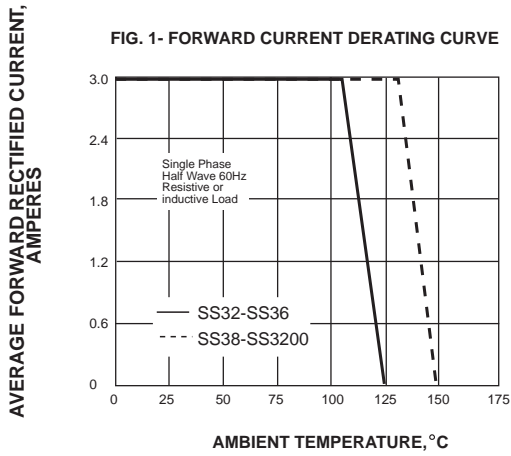
MAXIMUM RATINGS AND ELECTRICAL CHARACTERISTICS

Rating at 25°C ambient temperature unless otherwise specified. Single phase, half wave ,60Hz, resistive or inductive load.For capacitive load, derate current by 20%

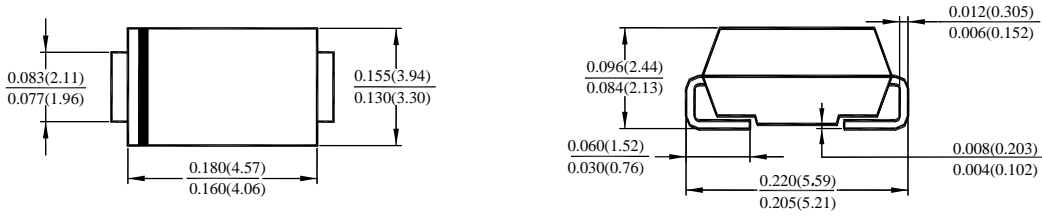
Parameter	Symbol	SS 32B	SS 33B	SS 34B	SS 35B	SS 36B	SS 38B	SS 310B	SS 3150B	SS 3200B	Unit
Maximum Repetitive Peak Reverse Voltage	V_{RRM}	20	30	40	50	60	80	100	150	200	V
Maximum RMS Voltage	V_{RMS}	14	21	28	35	42	56	70	105	140	V
Maximum DC Blocking Voltage	V_{DC}	20	30	40	50	60	80	100	150	200	V
Maximum Average Forward Rectified Current	$I_{F(AV)}$	3.0									A
Peak Forward Surge Current 8.3 ms Half Sine-wave Superimposed on Rated Load (JEDEC method)	I_{FSM}	100.0									A
Maximum Instantaneous Forward Voltage at 3A	V_F	0.55			0.70		0.85		0.95		V
Maximum DC Reverse Current Cat Rated DC Blocking Voltage	I_R	0.5							0.2		mA
		20.0					10.0		2.0		mA
Typical Junction Capacitance(Note1)	C_j	500			300						pF
Typical Thermal Resistance (Note2)	$R_{\theta JA}$	56.0									°C/w
Operating Temperature Range	T_J	-50 to +150									°C
Storage Temperature Range	T_{STG}	-50 to +150									°C

Note: 1.Measured at 1MHz and applied reverse voltage of 4.0V D.C.
2.P.C.B. mounted with 0.2x0.2"(5.0x5.0mm) copper pad areas

Typical Characteristics

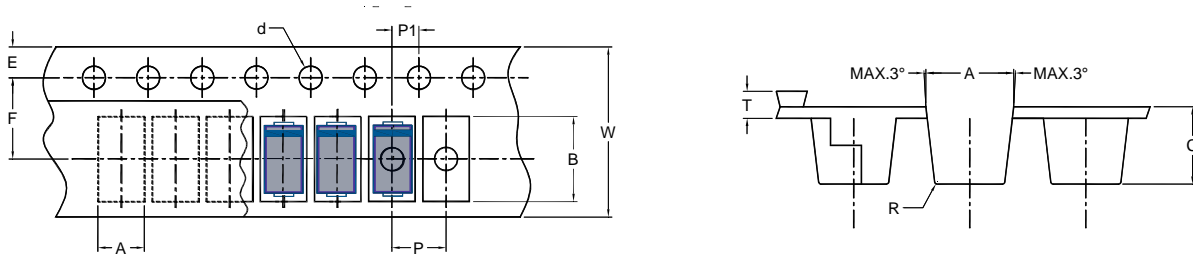


SMB Package Outline Dimensions




(DIMENSIONS ARE IN MILLIMETER)

SMB Embossed Carrier Tape



DIMENSIONS ARE IN MILLIMETER											
TYPE	A	B	C	d	E	F	P	P0	P1	T	W
SMB	3.65	5.69	2.67	1.5	1.5	5.65	8	4	2	0.6 Max	12
TOLERANCE	±0.1	±0.1	±0.1	±0.1	±0.1	±0.05	±0.1	±0.1	±0.1	±0.2	±0.2

SMB Reel



DIMENSIONS ARE IN MILLIMETER				
REEL OPTION	D	D1	D2	W1
7" DIA	178	50 min	13	16.8
TOLERANCE	±2	±0.1	±0.5	±2