

汽车继电器

TRAW

- Max.switching current 20A
- 10A continuous rating 85°C
- Different contact form available
- Open or sealed cover available
- Conform to RoHS,ELV directive



18×15.5×20

■ ORDERING CODE 订购代码

TRAW — S — Z / 12VDC 1 2 3 4			
1. Relay Model 继电器型号	4. Coil Nominal Voltage 线圈额定电压		
2. S: Sealed 密封 K: OPEN TYPE 敞开	6,9,12,18,24VDC		
3. 触点转换形式			
Z: Form 1C			
H: Form 1A			
SH: Form 1U			
SZ: Form 1W			

■ COIL DATA 线圈参数 (at 20°C)

Nominal Voltage额定电压(VDC)	6	9	12	18	24	1.1W
Coil Resistance线圈阻值(Ω ±10%)	28	70	130	290	520	
Rated Current额定电流(mA)	183.3	122.2	91.7	61.1	45.8	
Max Operate Voltage 最大吸合电压(VDC)	3.9	5.9	7.8	11.8	15.6	
Min Release Voltage最小释放电压(VDC)	0.3	0.45	0.6	0.9	1.2	
Max Applicable Voltage 最大过载电压	70°C时额定电压的130%， 23°C时额定电压的170%					

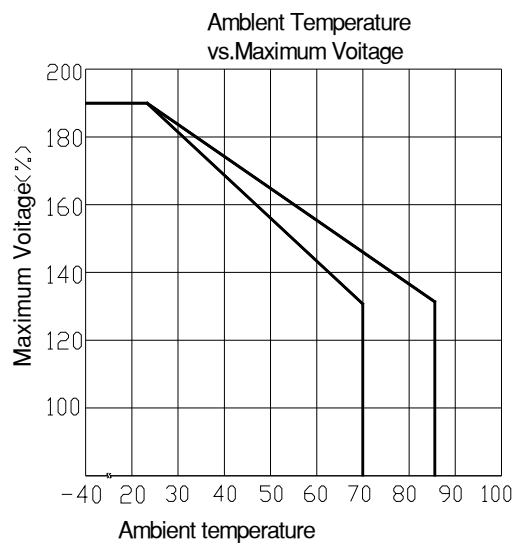
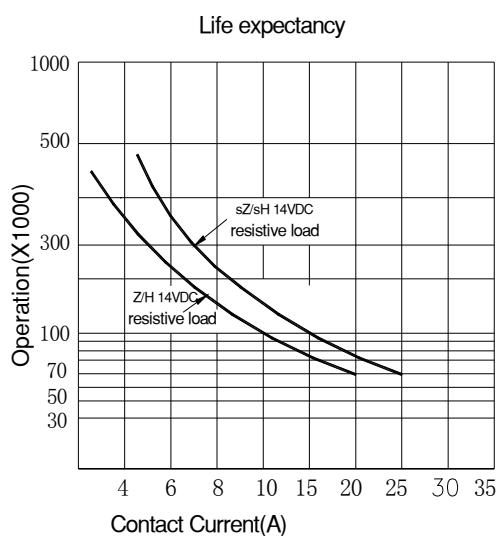
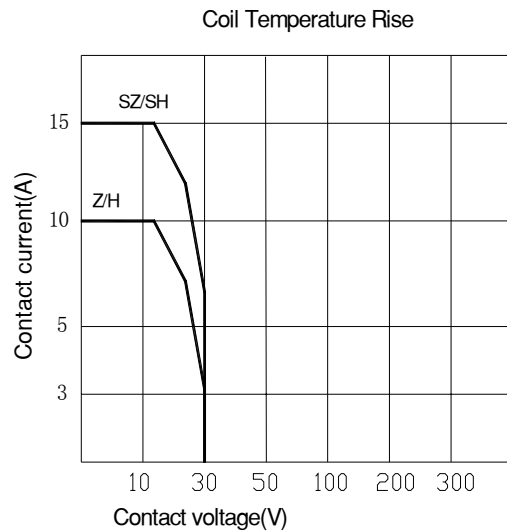
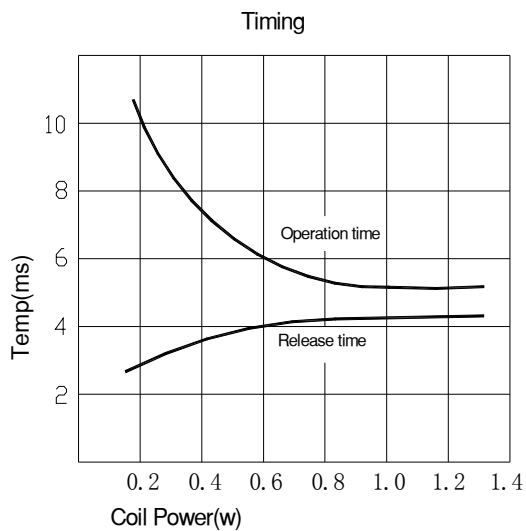
■ CONTACT DATA 触点参数

Contact Form触点形式	1H/1Z/SH/SZ
Contact Material触点材料	Silver Alloy
Load负载	Resistive load(COS Φ=1)
Contact Ratings触点负载	1Z: 10A 14VDC ; 1H: 15A 14VDC SZ: 2*7.5A 14VDC; SH:2*10A 14VDC
Max Switching Voltage最大转换电压	75VDC
Max Switching Current最大转换电流	20A
Max Switching Power 最大转换功率	280W
Contact Resistance接触电阻	100m Ω Max at 6VDC 1A
Life Expectancy寿命	Electrical 电气寿命: 100,000 Operations(at30Operations/minute)
	Mechanical机械寿命: 10,000,000 Operations(at300Operations/minute)

■ CHARACTERISTICS DATA 性能参数


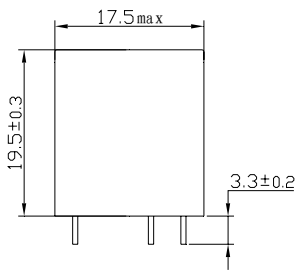
Insulation Resistance绝缘阻值	100MΩ Min at 500VDC
Dielectric Strength Between Open Contacts触点间耐压	1000VAC(for one minute)
Between Contacts and coil触点与线圈间耐压	500VAC(for one minute)
Operate Time吸合时间	5ms
Release Time释放时间	3ms
Temperature Range环境温度	-40°C to +85°C
Shock Resistance冲击	Operating Extremes动作极限: 20G
	Damage Limits破坏极限: 100G
Vibration Resistance振动	10-55Hz, 1.5mm
Max. switching frequency最大转换频率	Mechanical: 18,000operations/hr
	Electrical: 1,800operations/hr
Humidity湿度	40-85%
Weight重量	Approx 9.5g

■ ENGINEERING DATA 设计参数

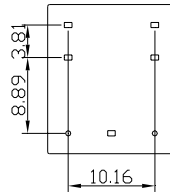
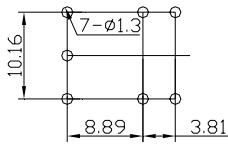
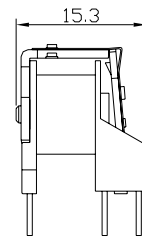
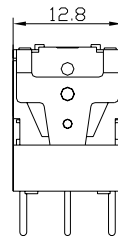


■ OVERALL AND MOUNTING DIMENSIONS 安装图

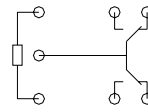
TRAW Sealed



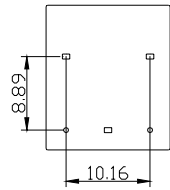
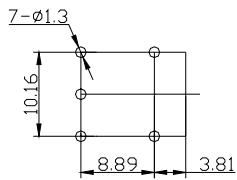
TRAW Open



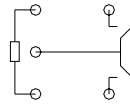
wiring Diagrams(Bottom View)



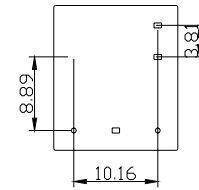
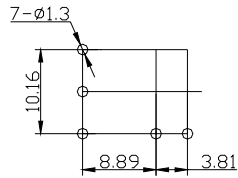
SZ



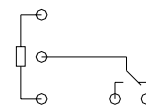
wiring Diagrams(Bottom View)



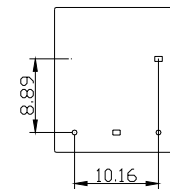
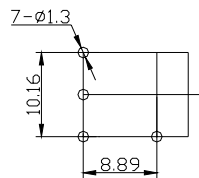
SH



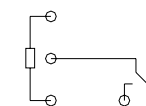
wiring Diagrams(Bottom View)



1Z



wiring Diagrams(Bottom View)



1H

REMARK (备注):

- 1、产品部分外形尺寸中未注尺寸公差: 当外形尺寸≤1mm时, 公差为±0.2mm; 当外形尺寸在 1~5mm时, 公差为±0.3mm; 当外形尺寸>5mm时, 公差为±0.4mm。
- 2、安装孔尺寸中未注尺寸公差均为±0.1mm。

声明:

本产品规格书仅供客户使用时参考, 如有更改, 恕不另行通知。