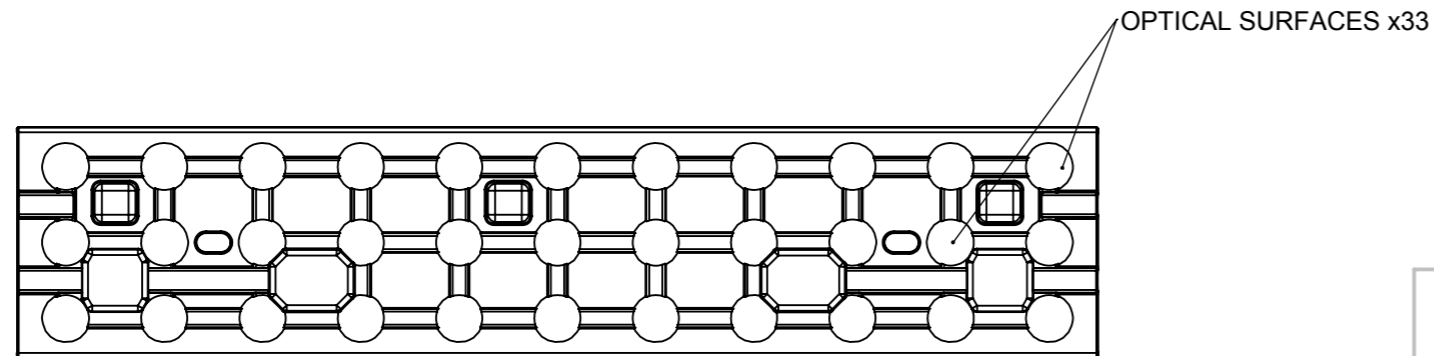
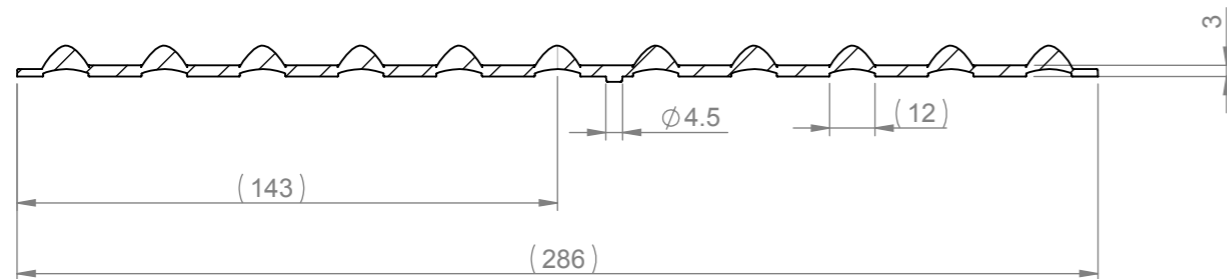
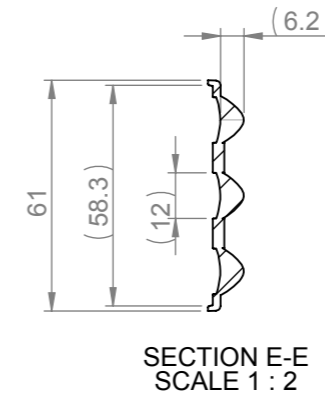
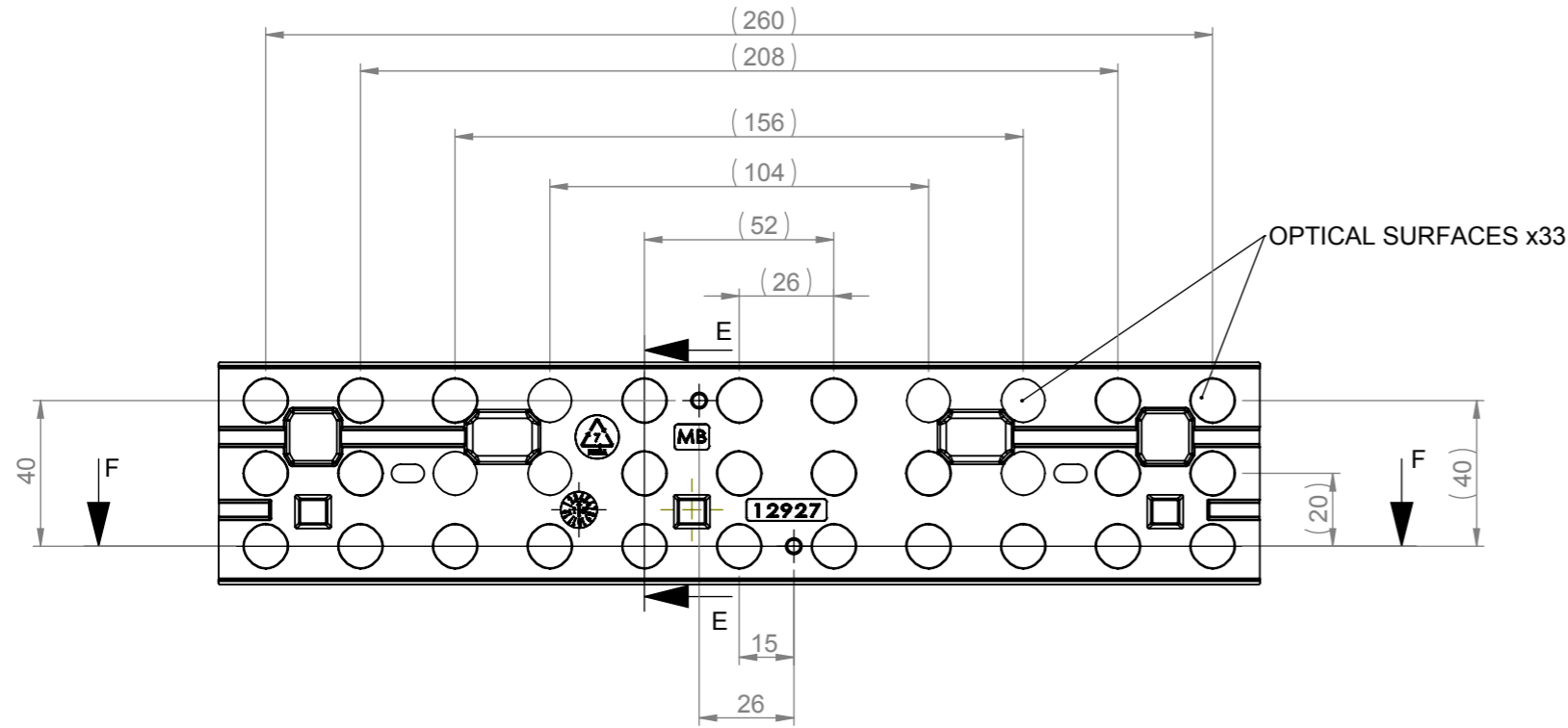


CUSTOMER DRAWING

REVISIONS			
REV.	D.C.N NUMBER	DESCRIPTION	DATE
D1		FIRST ISSUE	17/04/15
D2	1416	ADD FUSE BOX TO FIT LV FORTIMO BOARD	07/05/2015
1	1451	PRODUCTION RELEASE. PJS	06/10/2015
2	ECN1526	ADDITIONAL FUSEBOXES. P.SUTTON	07/02/2017



NOTES:

- 1 - MATERIAL: PMMA
- 2 - FINISH:
OPTICAL SURFACES ARE OPTICALLY POLISHED TO SPI-A1
- 3 - OVERALL PART THICKNESS = SEE 3D FILE
- 4 - GENERAL DRAFT 2°
- 5 - GENERAL FILLET 0.25MM
- 6 - DIMENSIONS IN BRACKETS ARE FOR INFORMATION ONLY AND NOT FOR INSPECTION

SHEET 2 OF 2

<p>Unit 6-7 Faraday Road Rabans Lane Industrial Area, Aylesbury, HP19 8RY, UK. Tel: +44(0) 01753 575 011 sales@carclo-optics.com www.carclo-optics.com</p>		Title		Mid-Power Array Medium Beam - Symmetrical Flange							
THIRD ANGLE PROJECTION		TOLERANCE ACCORDING TO NORM: DIN 16742 Tol Group TG6		CARCLO Optics CONFIDENTIAL: UNAUTHORISED COPYING, DISCUSSION & DISTRIBUTION PROHIBITED		DIMENSION IN mm		Format Size		A3	
Drawn by		B.Bercof		Customer		CARCLO OPTICS		Scale		1:2	
Part N°		12927		RFQ N°		000297		CAD File		12927_Rev_2_MB_Fort_SymmFlange	