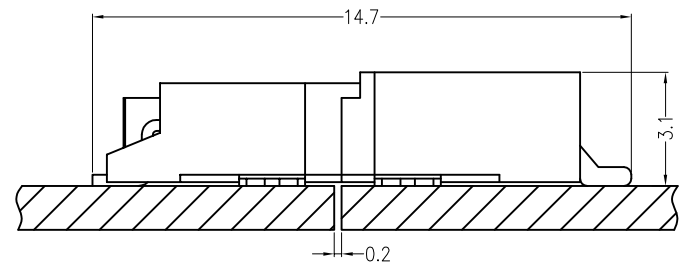
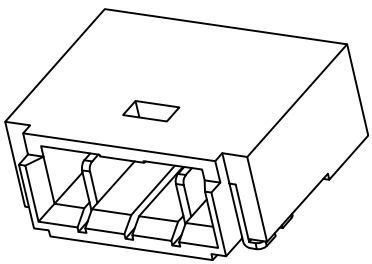
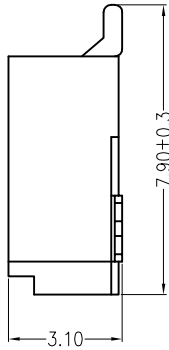
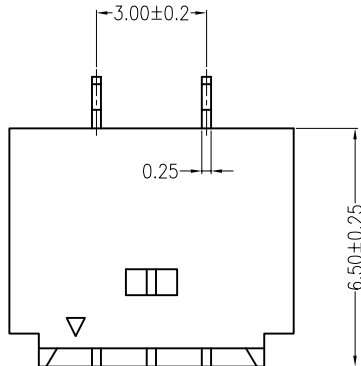


A B C D E F

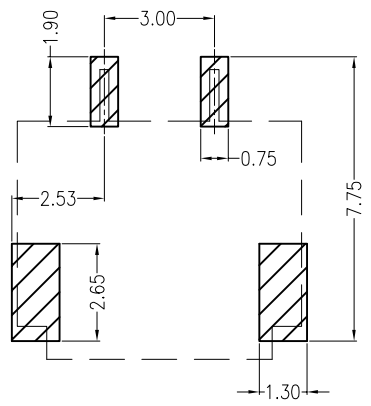
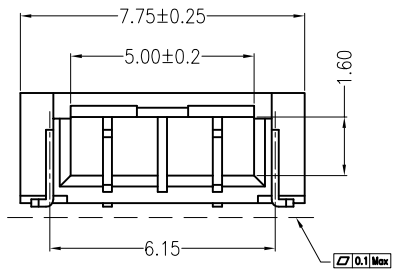
| REV | DESCRIPTION | DESIGN | DATE |
|-----|-------------|--------|------------|
| A0 | Release | | 2015.07.15 |



Assembly Layout

Main Specifications

- Poles: 02
- Contact resistance: $\leq 20\text{m}\Omega$
- Insulation resistance: $\geq 1000\text{M}\Omega$
- Rated voltage: 150V AC DC
- Rated current: 1.0A AC DC
- Withstand Voltage: 1000V AC/minute
- Temperature Range: $-25^{\circ}\text{C} \text{ --- } +105^{\circ}\text{C}$



Board Layout
General Tolerance: ± 0.05

| ITEM | COMPONENT | Q'TY | MATERIAL | FINISH |
|------|------------|-------|----------------|-----------------------|
| C | Solder Tab | 2 PCS | PhosphorBronze | MATTE Sn-plated |
| B | CONTACT | 2 PCS | PhosphorBronze | MATTE Sn-plated |
| A | PEDESTAL | 1 PCS | LCP | UL 94V-0, COLOR:BEIGE |

| LEDsconn | | | TITLE: -- | |
|----------|--------|---------------|-----------|-------|
| X.±0.5 | X.±5' | USE: CUSTOMER | PART NO.: | |
| .X±0.3 | .X±2' | | APPD: | |
| .XX±0.25 | .XX±1' | CHKD: | DWG NO.: | |
| -- | -- | DR: | SCALE | SHEET |
| | | UNITS: mm | 1 : 1 | 1 / 1 |

A B C D E F

1
2
3
4
5

1
2
3
4