

A

B

C

D

E

F

REV	DESCRIPTION	DESIGN	DATE
A0	Release		2018.08.02

1

1

2

2

3

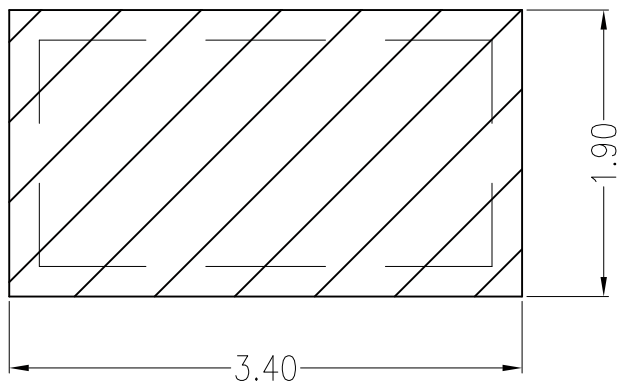
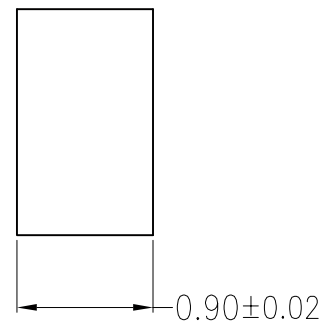

3

4

4

5

5



SUGGESTED PCB LAYOUT
(COMPONENT SIDE)



C					
B					
A	CONTACT		1 PCS	Brass	MATTE Sn-plated
ITEM	COMPONENT		Q'TY	MATERIAL	FINISH
LEDsconn					TITLE: -- --
X.±0.5	X.±5'	USE: CUSTOMER		PART NO.:	
.X±0.3	.X±2'	APPD:		DWG NO.:	
.XX±0.25	.XX±1'	CHKD:		SCALE	
--	--	DR:		1 : 1	SHEET
		UNITS: mm			1 / 1

A

B

C

D

E

F