

R15L600-65EX, 15-inch HazLoc Stainless Monitor

A Display that Works in Hazardous Locations and Withstands Harsh Environments

R15L600-65EX is a stainless monitor with a set of features designed to withstand industrial use in hazardous locations and extreme temperatures while providing high-tech solutions that increase productivity, improve safety, and reduce operational costs.

The monitor features a 15" flat panel with the option for either explosion-proof ELO 5-wire resistive touch or Projected Capacitive Multitouch in a 1024 x 768 pixel resolution. It is certified for use in UL Class 1, Division 2 & ATEX Zone 2 locations. The R15L600-65EX monitor delivers a rugged solution for harsh environments.



Highlights

- Class 1, Division 2 & ATEX Zone 2 device certified for hazardous area application
- 15" 1024 x 768, 550 nits (Optional 1000 nits) LCD Panel
- Explosion-proof 5 wire resistive touch/ Projected Capacitive Multitouch
- Stainless housing
- IP65 certified, dustproof and waterproof
- Rated for wide temperature use -20°C to 50°C

Order Information

R15L600-65EX	Basic
--------------	-------

R15L600-65EX, 15-inch HazLoc Stainless Monitor

A Display that Works in Hazardous Locations and Withstands Harsh Environments

Display Specification

SSize	15-inch LCD display
Resolution	1024 x 768
Brightness	8-550 nit, Optional 1000 nit
Contrast Ratio	700:1
Viewing Angle	80/80/70/70
Technology	

Interface

Serial Interface	1 x M12 Type RS232 (For remote control) 1 x M12 Type RS232 (For touch. Optional)
VGA	1 x M21 Type VGA in
USB	1 x M12 Type USB (For touch)
Power Input	1 x M21 type DC power input connector

Keyboard and Input

Touch (Optional)	• 5-Wire Resistive touch/ Projected Capacitive Multitouch
Button	• Button 1 x power, 2 x brightness/volume adjustment, 1 x ESC (Auto), 1 x OK (Menu)
LED Indicators	Power, Status

Mechanical and Environment

Dimension (W x L x H)	396 x 310 x 49 mm (15.59 x 12.20 x 1.93 inches) ²
Gross Weight	11 kg (24.25 lbs) ²
Net Weight	11.5 kg (25.35 lbs) ²
Mounting	VESA 100 x 100
Operating Temperature	-20° to 50° C (-4° to 122° F)
Storage Temperature	-20° to 60° C (-22° to 140° F)
Humidity	10% to 95% RH, non-condensing
Ordinary Location Safety	UL60950-1, CSA C22.2 No. 60950-1-07, EN60950-1, IEC60950-1
Hazardous Location Safety	ATEX Zone 2 EX II 3 G Ex ic nA IIC Gc UL Class I, Div.2, Groups ABCD T4 ANSI/ISA12.12.01 CAN/CSA C22.2 No. 213-M1987
Shock	MIL-STD-810F/G Method 516.6
Drop	MIL-STD-810F/G Method 516.6
Vibration	MIL-STD-810F/G Method 514.6
IP Proof	IP65 certified, dustproof and waterproof
EMC	CE, FCC, CSA, UL60950-1

Power Management

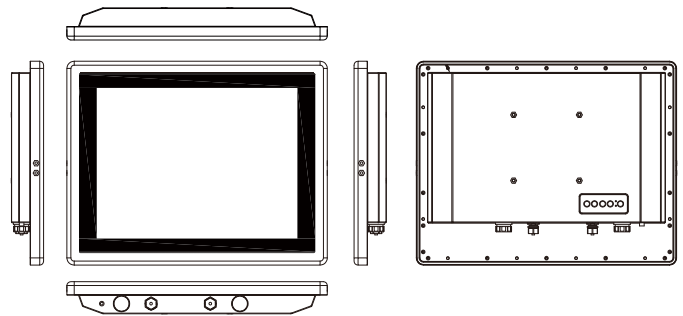
Power Input	9-36V DC with isolation protection
Power Consumption	20W (typ.) ³

Accessories

Standard Accessories

DC Power Cable
Power Adapter to IP65 Connector
RS232 Remote Control Cable (M12, rated IP65)
RS232 for Touch Cable (M12, rated IP65. Optional)
USB for Touch Cable (M12, rated IP65)
VGA Cable (M21, rated IP65)
VESA Mounting Screws

Drawing ⁵



Caution

Do Not Expose the Battery Pack to Excessive Heat, or Extreme Heat (Near Fire, in Direct Sunlight for example)
Do not expose bare skin to this product when handling this unit in extreme hot or cold environments

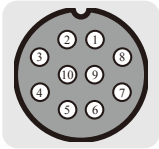

1. Total usable memory will be less depending upon actual system configuration
2. Length measurements do not include protrusions. Weight varies with options.
3. Accessories and Integrated Options may vary depending on your configuration
4. This is a simplified drawing and some components are not marked in detail.

R15L600-65EX, 15-inch HazLoc Stainless Monitor

A Display that Works in Hazardous Locations and Withstands Harsh Environments

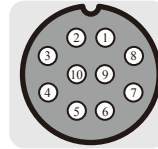
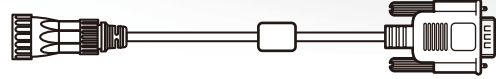
Connector Pin Assignments

USB for Touch



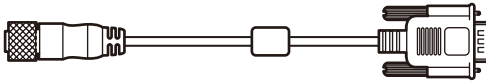
Pin No.	Symbols	Color
CN1-1	VCC	RED
CN1-2	VCC	RED
CN1-3	D-	WHITE
CN1-4	D-	WHITE
CN1-5	D+	GREEN
CN1-6	D+	GREEN
CN1-7	GND	BLACK
CN1-8	GND	BLACK
CN1-9	Braid	

VGA Cable



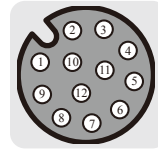
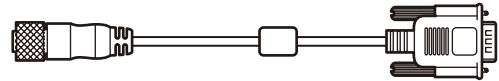
Pin No.	Symbols	Color
CN2-1	R	Red
CN2-6	R-GND	Black
CN2-2	G	Green
CN2-7	G-GND	Black
CN2-3	B	Blue
CN2-8	B-GND	Black
CN2-12	SDA	Yellow
CN2-13	HS	Orange
CN2-14	VS	White
CN2-15	SCL	Brown

RS-232 Remote Control



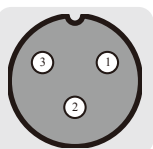
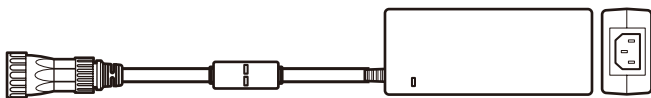
Pin No.	Symbols	Color
CN2-1	DCD-CON2	Green
CN2-2	DSR-CON2	Brown
CN2-3	RXD-CON2	Red
CN2-4	RTS-CON2	Orange
CN2-5	TXD-CON2	Blue
CN2-6	CTS-CON2	White
CN2-7	DTR-CON2	Purple
CN2-8	RI-CON2	Yellow
CN2-9	GND-CON2	Black

RS232 For Touch(Optional)



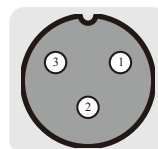
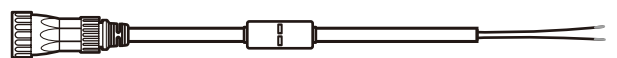
Pin No.	Symbols	Color
CN2-1	DCD-CON2	Green
CN2-2	DSR-CON2	Brown
CN2-3	RXD-CON2	Red
CN2-4	RTS-CON2	Orange
CN2-5	TXD-CON2	Blue
CN2-6	CTS-CON2	White
CN2-7	DTR-CON2	Purple
CN2-8	RI-CON2	Yellow
CN2-9	GND-CON2	Black

Power adapter



Pin No.	Symbols	Color
CN2-1	VCC	Follow Adapter
CN2-2	GND	Follow Adapter
CN2-3	GND	Follow Adapter

DC power cable



Pin No.	Symbols	Color
CN2-1	VCC	Red
CN2-2	Shield	
CN2-3	GND	Black



Ensure that the external power source is OFF before connecting or disconnecting the DC in jack.