




DC Fan

# 60×60×25 mm

San Cooler 60 9A type   



## General Specifications

- Material ..... Frame: Plastic (Flammability: UL 94V-0), Impeller: Plastic (Flammability: UL 94V-0)
- Expected life ..... See the table below. (L10 life: 90% survival rate for continuous operation in free air at 60°C, rated voltage)  
Expected life at 40°C is for reference only.
- Motor protection function ..... Locked rotor burnout protection, Reverse polarity protection  
For details, please refer to p. 599.
- Dielectric strength ..... 50/60 Hz, 500 VAC, for 1 minute (between lead wire conductors and frame)
- Insulation resistance ..... 10 MΩ or more with a 500 VDC megger (between lead wire conductors and frame)
- Sound pressure level (SPL) ..... At 1 m away from the air inlet
- Storage temperature ..... -30 to +70°C (Non-condensing)
- Lead wire ..... ⊕Red ⊖Black or Blue Sensor Yellow
- Mass ..... 80 g

## Specifications

The models listed below **have ribs and pulse sensors**. For models without ribs, append "1" to the end of model numbers.

Model no.	Rated voltage [V]	Operating voltage range [V]	Rated current [A]	Rated input [W]	Rated speed [min <sup>-1</sup> ]	Max. airflow [m <sup>3</sup> /min] [CFM]	Max. static pressure [Pa] [inchH <sub>2</sub> O]	SPL [dB (A)]	Operating temperature [°C]	Expected life [h]
▶▶▶ 9A0612G401	12	6 to 13.2	0.24	2.88	5600	0.78 27.6	87.3 0.351	39	-20 to +60	30000/60°C (53000/40°C)
▶▶▶ 9A0612S401			0.17	2.04	4600	0.65 23.0	56.8 0.228	33		
▶▶▶ 9A0612H401		6 to 13.8	0.11	1.32	3800	0.53 18.7	40.2 0.161	28	-20 to +70	40000/60°C (70000/40°C)
▶▶▶ 9A0612F401			0.09	1.08	3200	0.44 15.5	29.4 0.118	24		
▶▶▶ 9A0612M401			0.06	0.72	2600	0.36 12.7	19.6 0.079	20		
▶▶▶ 9A0624G401	24	12 to 27.6	0.13	3.12	5600	0.78 27.6	87.3 0.351	39	-20 to +60	30000/60°C (53000/40°C)
▶▶▶ 9A0624S401			0.08	1.92	4600	0.65 23.0	56.8 0.228	33		
▶▶▶ 9A0624H401		6 to 13.8	0.06	1.44	3800	0.53 18.7	40.2 0.161	28	-20 to +70	40000/60°C (70000/40°C)
▶▶▶ 9A0624F401			0.05	1.2	3200	0.44 15.5	29.4 0.118	24		
▶▶▶ 9A0624M401			0.04	0.96	2600	0.36 12.7	19.6 0.079	20		

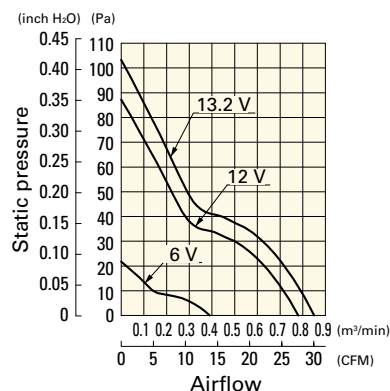
Note 1: Sensor and control options are available for selection. Refer to the table on pp. 623 to 624.

Note 2: The ▶▶▶ mark indicates Short LeadTime Service applicable models. See p. 654 for details.

## Airflow - Static Pressure Characteristics

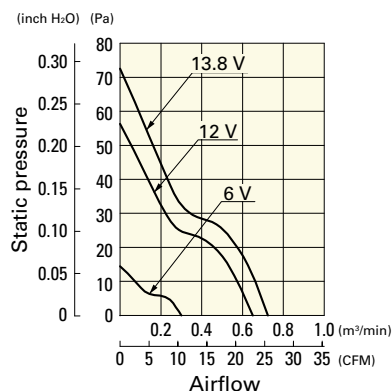
**9A0612G401** With pulse sensor

Operating voltage range



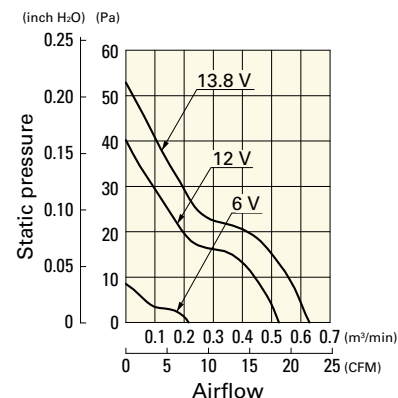
**9A0612S401** With pulse sensor

Operating voltage range



**9A0612H401** With pulse sensor

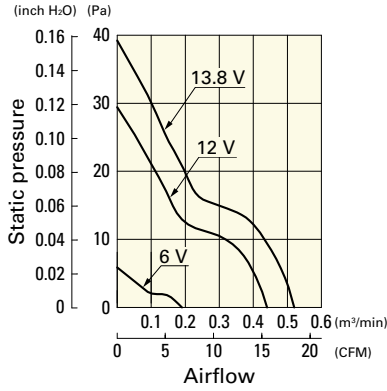
Operating voltage range



## Airflow - Static Pressure Characteristics

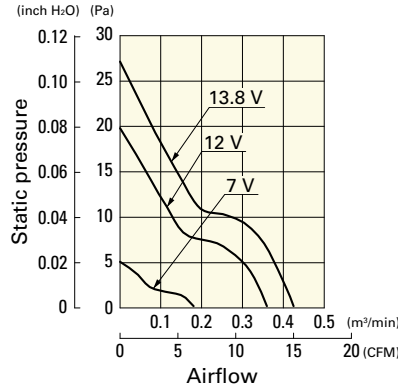
**9A0612F401** With pulse sensor

Operating voltage range



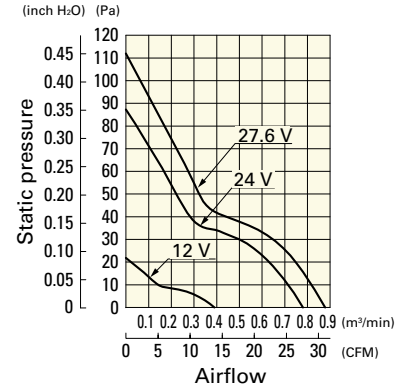
**9A0612M401** With pulse sensor

Operating voltage range



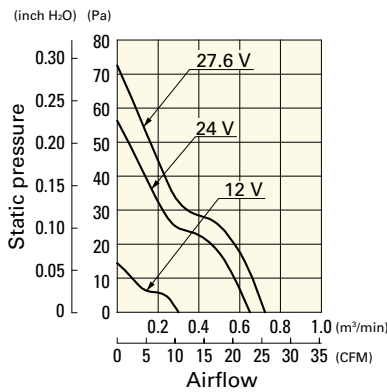
**9A0624G401** With pulse sensor

Operating voltage range



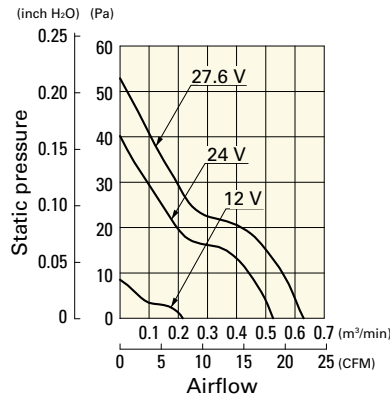
**9A0624S401** With pulse sensor

Operating voltage range



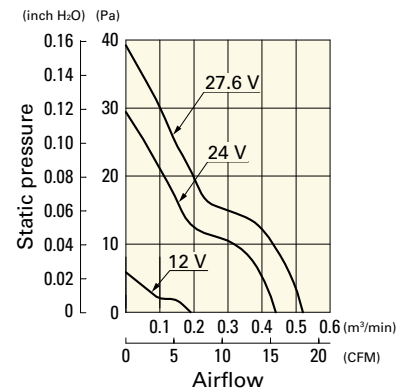
**9A0624H401** With pulse sensor

Operating voltage range



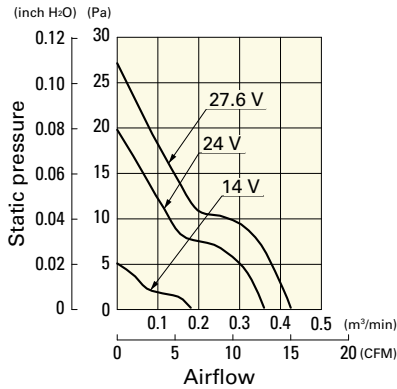
**9A0624F401** With pulse sensor

Operating voltage range

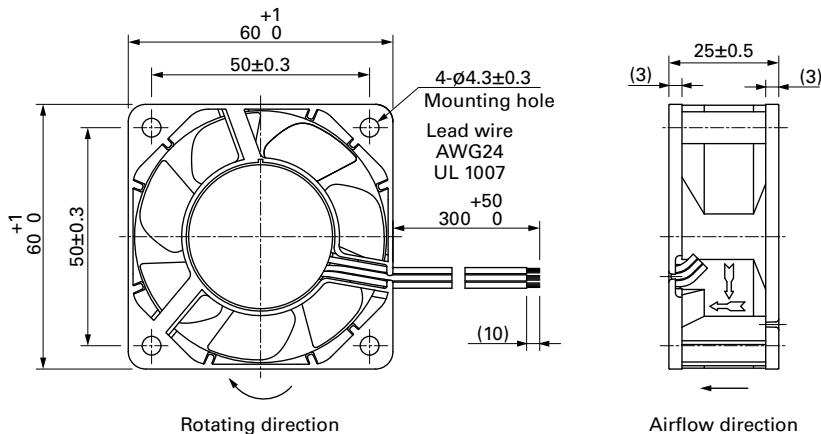


**9A0624M401** With pulse sensor

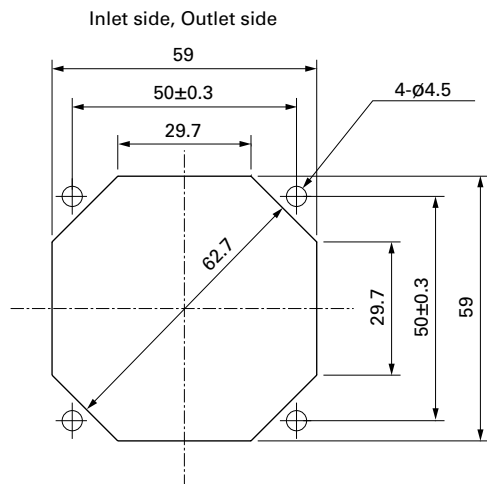
Operating voltage range



## Dimensions (unit: mm) (With ribs)



## Reference Dimensions of Mounting Holes and Vent Opening (unit: mm)



## Options

### Finger guards

page: p. 584

Model no.: 109-139E, 109-139H

### Resin finger guards

page: p. 591

Model no.: 109-1003G

### Resin filter kits

page: p. 592

Model no.: 109-1003F13 (13PPI), 109-1003F20 (20PPI),  
109-1003F30 (30PPI), 109-1003F40 (40PPI)