

## Polypropylene (PP) Capacitors for Pulse Applications with Double-Sided Metallized Electrodes in PCM 7.5 mm to 52.5 mm. Capacitances from 1000 pF to 47 µF. Rated Voltages from 100 VDC to 3000 VDC.

### Special Features

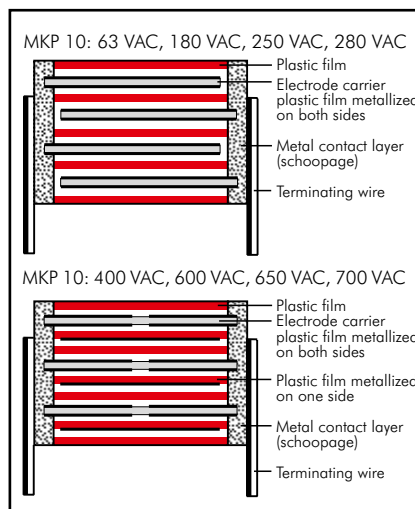
- Pulse duty construction
- Self-healing
- Very low dissipation factor
- Negative capacitance change versus temperature
- AEC-Q200 qualified
- According to RoHS 2011/65/EU

### Typical Applications

- For pulse applications e.g.
- Switch mode power supplies
  - TV and monitor sets
  - Lighting
  - Audio/video equipment

### Construction

**Dielectric:** Polypropylene (PP) film  
**Capacitor electrodes:** Double-sided metallized plastic film  
**Internal construction:**



### Encapsulation:

Solvent-resistant, flame-retardant plastic case with epoxy resin seal, UL 94 V-0

**Terminations:** Tinned wire.

**Marking:** Colour: Red.  
 Marking: Black.

### Electrical Data

#### Capacitance range:

1000 pF to 47 µF

**Rated voltages:** 100 VDC, 250 VDC, 400 VDC, 630 VDC, 850 VDC, 1000 VDC, 1600 VDC, 2000 VDC, 2500 VDC, 3000 VDC

#### Capacitance tolerances:

±20%, ±10%, ±5%

#### Operating temperature range:

-55° C to +105° C

#### Insulation resistance at +20° C:

$C \leq 0.33 \mu\text{F}: \geq 1 \times 10^5 \text{ M}\Omega$

$C > 0.33 \mu\text{F}: \geq 30\,000 \text{ sec} (\text{M}\Omega \times \mu\text{F})$

Measuring voltage: 100 V/1 min.

**Test voltage:** 2 sec.

| L      | ≤ 2000 VDC         | 2500 VDC           | ≥ 3000 VDC         |
|--------|--------------------|--------------------|--------------------|
| < 41.5 | 1.6 U <sub>r</sub> | 1.4 U <sub>r</sub> | 1.2 U <sub>r</sub> |
| 41.5   | 1.4 U <sub>r</sub> | 1.4 U <sub>r</sub> | 1.2 U <sub>r</sub> |
| 57     | 1.2 U <sub>r</sub> | 1.2 U <sub>r</sub> | 1.2 U <sub>r</sub> |

#### Climatic test category:

55/100/56 in accordance with IEC

**Dielectric absorption:** 0.05 %

#### Voltage derating:

A voltage derating factor of 1.35 % per K must be applied from +85° C for DC voltages and from +75° C for AC voltages.

#### Reliability:

Operational life > 300 000 hours

Failure rate < 1 fit (0.5 x U<sub>r</sub> and 40° C)

#### Specific dissipation:

| Box size*<br>W x H x L in mm | Specific dissipation in Watts per K<br>above the ambient temperature |
|------------------------------|--|
| 35 x 50 x 57                 | 0.132  |
| 45 x 55 x 57                 | 0.164  |
| 45 x 65 x 57                 | 0.184  |

\* other box sizes see page 11.

#### Dissipation factors at + 20° C: tan δ

| at f    | C ≤ 0.1 µF              | 0.1 µF < C ≤ 1.0 µF    | C > 1.0 µF             |
|---------|-------------------------|------------------------|------------------------|
| 1 kHz   | ≤ 6 x 10 <sup>-4</sup>  | ≤ 6 x 10 <sup>-4</sup> | ≤ 6 x 10 <sup>-4</sup> |
| 10 kHz  | ≤ 6 x 10 <sup>-4</sup>  | ≤ 6 x 10 <sup>-4</sup> | -                      |
| 100 kHz | ≤ 15 x 10 <sup>-4</sup> | -                      | -                      |

#### Maximum pulse rise time:

| Capacitance<br>pF/µF | max. pulse rise time V/µsec at T <sub>A</sub> < 40° C |        |        |        |        |         |         |         |         |         |
|----------------------|---|--------|--------|--------|--------|---------|---------|---------|---------|---------|
|                      | 100VDC  | 250VDC | 400VDC | 630VDC | 850VDC | 1000VDC | 1600VDC | 2000VDC | 2500VDC | 3000VDC |
| 1000 ... 2200        | 1250  | 2300   | 2300   | 2300   | 3500   | 3500    | 7000    | 11500   | 11500   | -       |
| 3300 ... 6800        | 1150  | 1500   | 1500   | 1500   | 3500   | 3500    | 7000    | 11500   | 11500   | -       |
| 0.01 ... 0.022       | 900   | 1400   | 1500   | 1500   | 2700   | 2700    | 3800    | 4400    | 11500   | -       |
| 0.033 ... 0.068      | 500   | 1000   | 1150   | 1400   | 2700   | 2700    | 2700    | 2700    | 2700    | 2700    |
| 0.1 ... 0.22         | 250   | 650    | 650    | 1150   | 1800   | 1800    | 1800    | 1800    | 1800    | 1800    |
| 0.33 ... 0.68        | 130   | 390    | 500    | 900    | 1150   | 1150    | 1150    | 1150    | 1150    | 1150    |
| 1.0 ... 2.2          | 90  | 250    | 250    | 500    | 500    | 500     | 650     | 650     | 650     | 500     |
| 3.3 ... 4.7          | 65  | 100    | 130    | 190    | 230    | 230     | 330     | -       | -       | -       |
| 6.8 ... 15           | 45  | 65     | 90     | 160    | -      | -       | -       | -       | -       | -       |
| 22 ... 47            | 30  | 45     | 45     | -      | -      | -       | -       | -       | -       | -       |

### Mechanical Tests

#### Pull test on pins:

d ≤ 0.8 φ: 10 N in direction of pins

d > 0.8 φ: 20 N in direction of pins

according to IEC 60068-2-21

**Vibration:** 6 hours at 10 ... 2000 Hz and

0.75 mm displacement amplitude or 10 g

in accordance with IEC 60068-2-6

**Low air density:** 1kPa = 10 mbar in

accordance with IEC 60068-2-13

**Bump test:** 4000 bumps at 390 m/sec<sup>2</sup>

in accordance with IEC 60068-2-29

### Packing

Available taped and reeled up to and including case size 15 x 26 x 31.5 / PCM 27.5 mm.

Detailed taping information and graphs at the end of the catalogue.

For further details and graphs please refer to Technical Information.

## Continuation

### General Data

| Capacitance | 100 VDC/63 VAC* |      |      |       |              | 250 VDC/180 VAC* |      |      |       |              |
|-------------|-----------------|------|------|-------|--------------|------------------|------|------|-------|--------------|
|             | W               | H    | L    | PCM** | Part number  | W                | H    | L    | PCM** | Part number  |
| 0.01 µF     | 4               | 9    | 10   | 7.5   | MKP1D021002C | 4                | 9    | 10   | 7.5   | MKP1F021002C |
|             |                 |      |      |       |              | 4                | 9    | 13   | 10    | MKP1F021003C |
| 0.015 "     | 4               | 9    | 10   | 7.5   | MKP1D021502C | 4                | 9    | 10   | 7.5   | MKP1F021502C |
|             |                 |      |      |       |              | 4                | 9    | 13   | 10    | MKP1F021503C |
| 0.022 "     | 4               | 9    | 10   | 7.5   | MKP1D022202C | 4                | 9    | 10   | 7.5   | MKP1F022202C |
|             |                 |      |      |       |              | 4                | 9    | 13   | 10    | MKP1F022203C |
| 0.033 "     | 5               | 10.5 | 10.3 | 7.5   | MKP1D023302E | 5                | 10.5 | 10.3 | 7.5   | MKP1F023302E |
|             | 4               | 9    | 13   | 10    | MKP1D023303C | 4                | 9    | 13   | 10    | MKP1F023303C |
| 0.047 "     | 5               | 10.5 | 10.3 | 7.5   | MKP1D024702E | 5                | 10.5 | 10.3 | 7.5   | MKP1F024702E |
|             | 4               | 9    | 13   | 10    | MKP1D024703C | 4                | 9    | 13   | 10    | MKP1F024703C |
| 0.068 "     | 5               | 11   | 13   | 10    | MKP1D026803F | 5                | 11   | 13   | 10    | MKP1F026803F |
|             |                 |      |      |       |              | 5                | 11   | 18   | 15    | MKP1F026804B |
| 0.1 µF      | 6               | 12   | 13   | 10    | MKP1D031003G | 6                | 12   | 13   | 10    | MKP1F031003G |
|             |                 |      |      |       |              | 5                | 11   | 18   | 15    | MKP1F031004B |
| 0.12 "      | 6               | 12.5 | 18   | 15    | MKP1D031204C | 6                | 12.5 | 18   | 15    | MKP1F031204C |
| 0.15 "      | 6               | 12.5 | 18   | 15    | MKP1D031504C | 6                | 12.5 | 18   | 15    | MKP1F031504C |
|             |                 |      |      |       |              | 6                | 15   | 26.5 | 22.5  | MKP1F031505B |
| 0.18 "      | 7               | 14   | 18   | 15    | MKP1D031804D | 7                | 14   | 18   | 15    | MKP1F031804D |
| 0.22 "      | 7               | 14   | 18   | 15    | MKP1D032204D | 7                | 14   | 18   | 15    | MKP1F032204D |
|             |                 |      |      |       |              | 6                | 15   | 26.5 | 22.5  | MKP1F032205B |
| 0.27 "      | 8               | 15   | 18   | 15    | MKP1D032704F | 8                | 15   | 18   | 15    | MKP1F032704F |
| 0.33 "      | 8               | 15   | 18   | 15    | MKP1D033304F | 8                | 15   | 18   | 15    | MKP1F033304F |
|             |                 |      |      |       |              | 6                | 15   | 26.5 | 22.5  | MKP1F033305B |
| 0.39 "      | 9               | 16   | 18   | 15    | MKP1D033904J | 9                | 16   | 18   | 15    | MKP1F033904J |
| 0.47 "      | 9               | 16   | 18   | 15    | MKP1D034704J | 9                | 16   | 18   | 15    | MKP1F034704J |
|             | 7               | 16.5 | 26.5 | 22.5  | MKP1D034705D | 7                | 16.5 | 26.5 | 22.5  | MKP1F034705D |
| 0.56 "      | 8.5             | 18.5 | 26.5 | 22.5  | MKP1D035605F | 8.5              | 18.5 | 26.5 | 22.5  | MKP1F035605F |
| 0.68 "      | 8.5             | 18.5 | 26.5 | 22.5  | MKP1D036805F | 8.5              | 18.5 | 26.5 | 22.5  | MKP1F036805F |
|             |                 |      |      |       |              | 9                | 19   | 31.5 | 27.5  | MKP1F036806A |
| 0.82 "      | 10.5            | 19   | 26.5 | 22.5  | MKP1D038205G | 11               | 21   | 26.5 | 22.5  | MKP1F038205I |
| 1.0 µF      | 10.5            | 19   | 26.5 | 22.5  | MKP1D041005G | 11               | 21   | 26.5 | 22.5  | MKP1F041005I |
|             |                 |      |      |       |              | 11               | 21   | 31.5 | 27.5  | MKP1F041006B |
| 1.2 "       | 11              | 21   | 31.5 | 27.5  | MKP1D041206B | 13               | 24   | 31.5 | 27.5  | MKP1F041206D |
| 1.5 "       | 11              | 21   | 31.5 | 27.5  | MKP1D041506B | 13               | 24   | 31.5 | 27.5  | MKP1F041506D |
| 1.8 "       | 13              | 24   | 31.5 | 27.5  | MKP1D041806D | 15               | 26   | 31.5 | 27.5  | MKP1F041806F |
| 2.2 "       | 13              | 24   | 31.5 | 27.5  | MKP1D042206D | 15               | 26   | 31.5 | 27.5  | MKP1F042206F |
|             |                 |      |      |       |              | 13               | 24   | 41.5 | 37.5  | MKP1F042207C |
| 2.7 "       | 17              | 29   | 31.5 | 27.5  | MKP1D042706G | 17               | 34.5 | 31.5 | 27.5  | MKP1F042706I |
| 3.3 "       | 17              | 29   | 31.5 | 27.5  | MKP1D043306G | 17               | 34.5 | 31.5 | 27.5  | MKP1F043306I |
|             |                 |      |      |       |              | 17               | 29   | 41.5 | 37.5  | MKP1F043307E |
| 3.9 "       | 20              | 39.5 | 31.5 | 27.5  | MKP1D043906J | 20               | 39.5 | 31.5 | 27.5  | MKP1F043906J |
| 4.7 "       | 20              | 39.5 | 31.5 | 27.5  | MKP1D044706J | 20               | 39.5 | 31.5 | 27.5  | MKP1F044706J |
|             | 17              | 29   | 41.5 | 37.5  | MKP1D044707E | 19               | 32   | 41.5 | 37.5  | MKP1F044707F |
| 5.6 "       | 19              | 32   | 41.5 | 37.5  | MKP1D045607F | 20               | 39.5 | 41.5 | 37.5  | MKP1F045607G |
| 6.8 "       | 19              | 32   | 41.5 | 37.5  | MKP1D046807F | 20               | 39.5 | 41.5 | 37.5  | MKP1F046807G |
| 8.2 "       | 20              | 39.5 | 41.5 | 37.5  | MKP1D048207G | 24               | 45.5 | 41.5 | 37.5  | MKP1F048207H |

\* AC voltage:  $f \leq 1000 \text{ Hz}$ ;  $1.4 \times U_{\text{rms}} + U_{\text{DC}} \leq U_r$

■ New values and box sizes.

\*\* PCM = Printed circuit module = pin spacing

Dims. in mm.

Ionisation inception level in isolated cases may be lower than admissible rated AC voltage.

Part number completion:

Version code: 2-pin = 00  
 4-pin = D4  
 Tolerance: 20 % = M  
 10 % = K  
 5 % = J  
 Packing: bulk = S  
 Pin length: 6-2 = SD

Taped version see page 161.

Rights reserved to amend design data without prior notification.

## Continuation

### General Data

| Capacitance | 100 VDC/63 VAC* |      |      |       |              | 250 VDC/180 VAC* |      |      |       |              |
|-------------|-----------------|------|------|-------|--------------|------------------|------|------|-------|--------------|
|             | W               | H    | L    | PCM** | Part number  | W                | H    | L    | PCM** | Part number  |
| 10 $\mu$ F  | 20              | 39.5 | 41.5 | 37.5  | MKP1D051007G | 24               | 45.5 | 41.5 | 37.5  | MKP1F051007H |
| 12 "        | 24              | 45.5 | 41.5 | 37.5  | MKP1D051207H | 28               | 38   | 41.5 | 37.5  | MKP1F051007L |
| 15 "        | 24              | 45.5 | 41.5 | 37.5  | MKP1D051507H | 35               | 50   | 41.5 | 37.5  | MKP1F051207J |
| 18 "        | 28              | 38   | 41.5 | 37.5  | MKP1D051507L | 35               | 50   | 57   | 52.5  | MKP1F051507J |
| 22 "        | 35              | 50   | 41.5 | 37.5  | MKP1D051807J | 35               | 50   | 57   | 52.5  | MKP1F051509F |
| 27 "        | 35              | 50   | 41.5 | 37.5  | MKP1D052207J | 35               | 50   | 57   | 52.5  | MKP1F051809F |
| 33 "        | 40              | 55   | 41.5 | 37.5  | MKP1D052707K | 35               | 50   | 57   | 52.5  | MKP1F052209F |
| 39 "        | 40              | 55   | 41.5 | 37.5  | MKP1D053307K | 45               | 65   | 57   | 52.5  | MKP1F052709J |
| 47 "        | 35              | 50   | 57   | 52.5  | MKP1D053309F | 45               | 65   | 57   | 52.5  | MKP1F053309J |
|             | 45              | 65   | 57   | 52.5  | MKP1D053909J |                  |      |      |       |              |
|             | 45              | 65   | 57   | 52.5  | MKP1D054709J |                  |      |      |       |              |

| Capacitance  | 400 VDC/250 VAC* |      |      |       |              | 630 VDC/400 VAC* |      |      |       |              |
|--------------|------------------|------|------|-------|--------------|------------------|------|------|-------|--------------|
|              | W                | H    | L    | PCM** | Part number  | W                | H    | L    | PCM** | Part number  |
| 1000 pF      | 4                | 9    | 10   | 7.5   | MKP1G011002C | 4                | 9    | 10   | 7.5*  | MKP1J011002C |
| 1200 "       | 4                | 9    | 10   | 7.5   | MKP1G011202C | 4                | 9    | 10   | 7.5*  | MKP1J011202C |
| 1500 "       | 4                | 9    | 10   | 7.5   | MKP1G011502C | 4                | 9    | 10   | 7.5*  | MKP1J011502C |
| 1800 "       | 4                | 9    | 10   | 7.5   | MKP1G011802C | 4                | 9    | 10   | 7.5*  | MKP1J011802C |
| 2200 "       | 4                | 9    | 10   | 7.5   | MKP1G012202C | 4                | 9    | 10   | 7.5*  | MKP1J012202C |
| 2700 "       | 4                | 9    | 10   | 7.5   | MKP1G012702C | 4                | 9    | 10   | 7.5*  | MKP1J012702C |
| 3300 "       | 4                | 9    | 10   | 7.5   | MKP1G013302C | 4                | 9    | 10   | 7.5*  | MKP1J013302C |
| 3900 "       | 4                | 9    | 10   | 7.5   | MKP1G013902C | 4                | 9    | 10   | 7.5*  | MKP1J013902C |
| 4700 "       | 4                | 9    | 10   | 7.5   | MKP1G014702C | 4                | 9    | 10   | 7.5*  | MKP1J014702C |
| 5600 "       | 4                | 9    | 10   | 7.5   | MKP1G015602C | 4                | 9    | 10   | 7.5*  | MKP1J015602C |
| 6800 "       | 4                | 9    | 10   | 7.5   | MKP1G016802C | 4                | 9    | 10   | 7.5*  | MKP1J016802C |
| 8200 "       | 4                | 9    | 10   | 7.5   | MKP1G018202C | 4                | 9    | 13   | 10    | MKP1J016803C |
|              |                  |      |      |       |              | 5                | 10.5 | 10.3 | 7.5*  | MKP1J018202E |
| 0.01 $\mu$ F | 4                | 9    | 10   | 7.5   | MKP1G021002C | 5                | 10.5 | 10.3 | 7.5*  | MKP1J021002E |
|              | 4                | 9    | 13   | 10    | MKP1G021003C | 4                | 9    | 13   | 10    | MKP1J021003C |
| 0.012 "      | 5                | 10.5 | 10.3 | 7.5   | MKP1G021202E | 5                | 11   | 13   | 10    | MKP1J021203F |
| 0.015 "      | 5                | 10.5 | 10.3 | 7.5   | MKP1G021502E | 5                | 11   | 13   | 10    | MKP1J021503F |
|              | 4                | 9    | 13   | 10    | MKP1G021503C | 5                | 11   | 18   | 15    | MKP1J021504B |
| 0.018 "      | 5                | 10.5 | 10.3 | 7.5   | MKP1G021802E | 5                | 11   | 13   | 10    | MKP1J021803F |
| 0.022 "      | 5                | 10.5 | 10.3 | 7.5   | MKP1G022202E | 5                | 11   | 13   | 10    | MKP1J022203F |
|              | 4                | 9    | 13   | 10    | MKP1G022203C | 5                | 11   | 18   | 15    | MKP1J022204B |
| 0.027 "      | 5.7              | 12.5 | 10.3 | 7.5   | MKP1G022702F | 6                | 12   | 13   | 10    | MKP1J022703G |
| 0.033 "      | 5.7              | 12.5 | 10.3 | 7.5   | MKP1G023302F | 6                | 12   | 13   | 10    | MKP1J023303G |
|              | 5                | 11   | 13   | 10    | MKP1G023303F | 5                | 11   | 18   | 15    | MKP1J023304B |
| 0.039 "      | 6                | 12   | 13   | 10    | MKP1G023903G | 6                | 12.5 | 18   | 15    | MKP1J023904C |
| 0.047 "      | 6                | 12   | 13   | 10    | MKP1G024703G | 6                | 12.5 | 18   | 15    | MKP1J024704C |
|              | 5                | 11   | 18   | 15    | MKP1G024704B | 6                | 15   | 26.5 | 22.5  | MKP1J024705B |
| 0.056 "      | 6                | 12.5 | 18   | 15    | MKP1G025604C | 7                | 14   | 18   | 15    | MKP1J025604D |
| 0.068 "      | 6                | 12.5 | 18   | 15    | MKP1G026804C | 7                | 14   | 18   | 15    | MKP1J026804D |
|              | 6                | 15   | 26.5 | 22.5  | MKP1G026805B | 6                | 15   | 26.5 | 22.5  | MKP1J026805B |
| 0.082 "      | 7                | 14   | 18   | 15    | MKP1G028204D | 9                | 16   | 18   | 15    | MKP1J028204J |

\* AC voltage:  $f \leq 1000 \text{ Hz}$ ;  $1.4 \times U_{\text{rms}} + U_{\text{DC}} \leq U_r$

■ New values and box sizes.

\*\* PCM = Printed circuit module = pin spacing

\* Admissible AC voltage 280 VAC.

Dims. in mm.

Ionisation inception level in isolated cases may be lower than admissible rated AC voltage.

Rights reserved to amend design data without prior notification.

Part number completion:

Version code: 2-pin = 00

4-pin = D4

Tolerance: 20 % = M

10 % = K

5 % = J

Packing: bulk = S

Pin length: 6-2 = SD

Taped version see page 161.

## Continuation

### General Data

| Capacitance | 400 VDC/250 VAC* |      |      |       |              | 630 VDC/400 VAC* |      |      |       |              |
|-------------|------------------|------|------|-------|--------------|------------------|------|------|-------|--------------|
|             | W                | H    | L    | PCM** | Part number  | W                | H    | L    | PCM** | Part number  |
| 0.1 $\mu$ F | 7                | 14   | 18   | 15    | MKP1G031004D | 9                | 16   | 18   | 15    | MKP1J031004J |
|             | 6                | 15   | 26.5 | 22.5  | MKP1G031005B | 7                | 16.5 | 26.5 | 22.5  | MKP1J031005D |
| 0.12 "      | 8                | 15   | 18   | 15    | MKP1G031204F | 8.5              | 18.5 | 26.5 | 22.5  | MKP1J031205F |
| 0.15 "      | 8                | 15   | 18   | 15    | MKP1G031504F | 8.5              | 18.5 | 26.5 | 22.5  | MKP1J031505F |
|             | 6                | 15   | 26.5 | 22.5  | MKP1G031505B | 9                | 19   | 31.5 | 27.5  | MKP1J031506A |
| 0.18 "      | 9                | 16   | 18   | 15    | MKP1G031804J | 8.5              | 18.5 | 26.5 | 22.5  | MKP1J031805F |
| 0.22 "      | 9                | 16   | 18   | 15    | MKP1G032204J | 8.5              | 18.5 | 26.5 | 22.5  | MKP1J032205F |
|             | 7                | 16.5 | 26.5 | 22.5  | MKP1G032205D | 9                | 19   | 31.5 | 27.5  | MKP1J032206A |
| 0.27 "      | 8.5              | 18.5 | 26.5 | 22.5  | MKP1G032705F | 11               | 21   | 26.5 | 22.5  | MKP1J032705I |
| 0.33 "      | 8.5              | 18.5 | 26.5 | 22.5  | MKP1G033305F | 11               | 21   | 26.5 | 22.5  | MKP1J033305I |
|             | 9                | 19   | 31.5 | 27.5  | MKP1G033306A | 11               | 21   | 31.5 | 27.5  | MKP1J033306B |
| 0.39 "      | 10.5             | 19   | 26.5 | 22.5  | MKP1G033905G | 11               | 21   | 31.5 | 27.5  | MKP1J033906B |
| 0.47 "      | 10.5             | 19   | 26.5 | 22.5  | MKP1G034705G | 11               | 21   | 31.5 | 27.5  | MKP1J034706B |
|             | 9                | 19   | 31.5 | 27.5  | MKP1G034706A |                  |      |      |       |              |
| 0.56 "      | 11               | 21   | 26.5 | 22.5  | MKP1G035605I | 15               | 26   | 31.5 | 27.5  | MKP1J035606F |
| 0.68 "      | 11               | 21   | 26.5 | 22.5  | MKP1G036805I | 15               | 26   | 31.5 | 27.5  | MKP1J036806F |
|             | 11               | 21   | 31.5 | 27.5  | MKP1G036806B | 13               | 24   | 41.5 | 37.5  | MKP1J036807C |
| 0.82 "      | 13               | 24   | 31.5 | 27.5  | MKP1G038206D | 17               | 29   | 31.5 | 27.5  | MKP1J038206G |
| 1.0 $\mu$ F | 13               | 24   | 31.5 | 27.5  | MKP1G041006D | 17               | 29   | 31.5 | 27.5  | MKP1J041006G |
|             |                  |      |      |       |              | 15               | 26   | 41.5 | 37.5  | MKP1J041007D |
| 1.2 "       | 17               | 29   | 31.5 | 27.5  | MKP1G041206G | 20               | 39.5 | 31.5 | 27.5  | MKP1J041206J |
| 1.5 "       | 17               | 29   | 31.5 | 27.5  | MKP1G041506G | 20               | 39.5 | 31.5 | 27.5  | MKP1J041506J |
|             | 13               | 24   | 41.5 | 37.5  | MKP1G041507C | 19               | 32   | 41.5 | 37.5  | MKP1J041507F |
| 1.8 "       | 20               | 39.5 | 31.5 | 27.5  | MKP1G041806J | 20               | 39.5 | 41.5 | 37.5  | MKP1J041807G |
| 2.2 "       | 20               | 39.5 | 31.5 | 27.5  | MKP1G042206J | 20               | 39.5 | 41.5 | 37.5  | MKP1J042207G |
|             | 17               | 29   | 41.5 | 37.5  | MKP1G042207E |                  |      |      |       |              |
| 2.7 "       | 20               | 39.5 | 41.5 | 37.5  | MKP1G042707G | 24               | 45.5 | 41.5 | 37.5  | MKP1J042707H |
| 3.3 "       | 20               | 39.5 | 41.5 | 37.5  | MKP1G043307G | 24               | 45.5 | 41.5 | 37.5  | MKP1J043307H |
|             |                  |      |      |       |              | 28               | 38   | 41.5 | 37.5  | MKP1J043307L |
| 3.9 "       | 20               | 39.5 | 41.5 | 37.5  | MKP1G043907G | 35               | 50   | 41.5 | 37.5  | MKP1J043907J |
| 4.7 "       | 20               | 39.5 | 41.5 | 37.5  | MKP1G044707G | 35               | 50   | 41.5 | 37.5  | MKP1J044707J |
| 5.6 "       | 24               | 45.5 | 41.5 | 37.5  | MKP1G045607H | 40               | 55   | 41.5 | 37.5  | MKP1J045607K |
| 6.8 "       | 24               | 45.5 | 41.5 | 37.5  | MKP1G046807H | 40               | 55   | 41.5 | 37.5  | MKP1J046807K |
|             | 28               | 38   | 41.5 | 37.5  | MKP1G046807L | 35               | 50   | 57   | 52.5  | MKP1J046809F |
| 8.2 "       | 35               | 50   | 41.5 | 37.5  | MKP1G048207J | 45               | 55   | 57   | 52.5  | MKP1J048209H |
| 10 $\mu$ F  | 35               | 50   | 41.5 | 37.5  | MKP1G051007J | 45               | 55   | 57   | 52.5  | MKP1J051009H |
|             | 35               | 50   | 57   | 52.5  | MKP1G051009F |                  |      |      |       |              |
| 12 "        | 40               | 55   | 41.5 | 37.5  | MKP1G051207K |                  |      |      |       |              |
| 15 "        | 40               | 55   | 41.5 | 37.5  | MKP1G051507K |                  |      |      |       |              |
|             | 35               | 50   | 57   | 52.5  | MKP1G051509F |                  |      |      |       |              |
| 18 "        | 45               | 65   | 57   | 52.5  | MKP1G051809J |                  |      |      |       |              |
| 22 "        | 45               | 65   | 57   | 52.5  | MKP1G052209J |                  |      |      |       |              |

\* AC voltage:  $f \leq 1000 \text{ Hz}$ ;  $1.4 \times U_{\text{rms}} + U_{\text{DC}} \leq U_r$

■ New values and box sizes.

\*\* PCM = Printed circuit module = pin spacing

Dims. in mm.

Ionisation inception level in isolated cases may be lower than admissible rated AC voltage.

Part number completion:

|                             |       |      |
|-----------------------------|-------|------|
| Version code:               | 2-pin | = 00 |
|                             | 4-pin | = D4 |
| Tolerance:                  | 20 %  | = M  |
|                             | 10 %  | = K  |
|                             | 5 %   | = J  |
| Packing:                    | bulk  | = S  |
| Pin length:                 | 6-2   | = SD |
| Taped version see page 161. |       |      |

Rights reserved to amend design data without prior notification.

Continuation page 68



## Continuation

### General Data

| Capacitance | 850 VDC/450 VAC* |      |      |       |              | 1000 VDC/600 VAC* |      |      |       |              |
|-------------|------------------|------|------|-------|--------------|-------------------|------|------|-------|--------------|
|             | W                | H    | L    | PCM** | Part number  | W                 | H    | L    | PCM** | Part number  |
| 1000 pF     | 4                | 9    | 10   | 7.5   | MKP1M011002C | 4                 | 9    | 10   | 7.5   | MKP1O111002C |
|             | 4                | 9    | 13   | 10    | MKP1M011003C | 4                 | 9    | 13   | 10    | MKP1O111003C |
| 1200 "      | 4                | 9    | 10   | 7.5   | MKP1M011202C | 4                 | 9    | 10   | 7.5   | MKP1O111202C |
| 1500 "      | 4                | 9    | 10   | 7.5   | MKP1M011502C | 4                 | 9    | 10   | 7.5   | MKP1O111502C |
|             | 4                | 9    | 13   | 10    | MKP1M011503C | 4                 | 9    | 13   | 10    | MKP1O111503C |
| 1800 "      | 4                | 9    | 10   | 7.5   | MKP1M011802C | 4                 | 9    | 10   | 7.5   | MKP1O111802C |
| 2200 "      | 4                | 9    | 10   | 7.5   | MKP1M012202C | 4                 | 9    | 10   | 7.5   | MKP1O112202C |
|             | 4                | 9    | 13   | 10    | MKP1M012203C | 4                 | 9    | 13   | 10    | MKP1O112203C |
| 2700 "      | 4                | 9    | 10   | 7.5   | MKP1M012702C | 4                 | 9    | 10   | 7.5   | MKP1O112702C |
| 3300 "      | 4                | 9    | 10   | 7.5   | MKP1M013302C | 4                 | 9    | 10   | 7.5   | MKP1O113302C |
|             | 4                | 9    | 13   | 10    | MKP1M013303C | 4                 | 9    | 13   | 10    | MKP1O113303C |
| 3900 "      | 4.5              | 9.5  | 10.3 | 7.5   | MKP1M013902D | 4.5               | 9.5  | 10.3 | 7.5   | MKP1O113902D |
| 4700 "      | 4.5              | 9.5  | 10.3 | 7.5   | MKP1M014702D | 4.5               | 9.5  | 10.3 | 7.5   | MKP1O114702D |
|             | 4                | 9    | 13   | 10    | MKP1M014703C | 4                 | 9    | 13   | 10    | MKP1O114703C |
| 5600 "      | 5.7              | 12.5 | 10.3 | 7.5   | MKP1M015602F | 5.7               | 12.5 | 10.3 | 7.5   | MKP1O115602F |
| 6800 "      | 5.7              | 12.5 | 10.3 | 7.5   | MKP1M016802F | 5.7               | 12.5 | 10.3 | 7.5   | MKP1O116802F |
|             | 5                | 11   | 13   | 10    | MKP1M016803F | 5                 | 11   | 13   | 10    | MKP1O116803F |
| 8200 "      | 5                | 11   | 13   | 10    | MKP1M018203F | 5                 | 11   | 13   | 10    | MKP1O118203F |
| 0.01 µF     | 5                | 11   | 13   | 10    | MKP1M021003F | 5                 | 11   | 13   | 10    | MKP1O121003F |
|             | 5                | 11   | 18   | 15    | MKP1M021004B | 5                 | 11   | 18   | 15    | MKP1O121004B |
| 0.012 "     | 6                | 12   | 13   | 10    | MKP1M021203G | 6                 | 12   | 13   | 10    | MKP1O121203G |
| 0.015 "     | 6                | 12   | 13   | 10    | MKP1M021503G | 6                 | 12   | 13   | 10    | MKP1O121503G |
|             | 5                | 11   | 18   | 15    | MKP1M021504B | 5                 | 11   | 18   | 15    | MKP1O121504B |
| 0.018 "     | 6                | 12.5 | 18   | 15    | MKP1M021804C | 6                 | 12.5 | 18   | 15    | MKP1O121804C |
| 0.022 "     | 6                | 12.5 | 18   | 15    | MKP1M022204C | 6                 | 12.5 | 18   | 15    | MKP1O122204C |
|             | 6                | 15   | 26.5 | 22.5  | MKP1M022205B | 6                 | 15   | 26.5 | 22.5  | MKP1O122205B |
| 0.027 "     | 7                | 14   | 18   | 15    | MKP1M022704D | 7                 | 14   | 18   | 15    | MKP1O122704D |
| 0.033 "     | 7                | 14   | 18   | 15    | MKP1M023304D | 7                 | 14   | 18   | 15    | MKP1O123304D |
|             | 6                | 15   | 26.5 | 22.5  | MKP1M023305B | 6                 | 15   | 26.5 | 22.5  | MKP1O123305B |
| 0.039 "     | 8                | 15   | 18   | 15    | MKP1M023904F | 8                 | 15   | 18   | 15    | MKP1O123904F |
| 0.047 "     | 8                | 15   | 18   | 15    | MKP1M024704F | 8                 | 15   | 18   | 15    | MKP1O124704F |
|             | 6                | 15   | 26.5 | 22.5  | MKP1M024705B | 6                 | 15   | 26.5 | 22.5  | MKP1O124705B |
| 0.056 "     | 7                | 16.5 | 26.5 | 22.5  | MKP1M025605D | 7                 | 16.5 | 26.5 | 22.5  | MKP1O125605D |
| 0.068 "     | 7                | 16.5 | 26.5 | 22.5  | MKP1M026805D | 7                 | 16.5 | 26.5 | 22.5  | MKP1O126805D |
| 0.082 "     | 7                | 16.5 | 26.5 | 22.5  | MKP1M028205D | 8.5               | 18.5 | 26.5 | 22.5  | MKP1O128205F |
| 0.1 µF      | 7                | 16.5 | 26.5 | 22.5  | MKP1M031005D | 8.5               | 18.5 | 26.5 | 22.5  | MKP1O131005F |
|             | 11               | 21   | 31.5 | 27.5  | MKP1M031006B | 11                | 21   | 31.5 | 27.5  | MKP1O131006B |
| 0.12 "      | 8.5              | 18.5 | 26.5 | 22.5  | MKP1M031205F | 11                | 21   | 26.5 | 22.5  | MKP1O131205I |
| 0.15 "      | 8.5              | 18.5 | 26.5 | 22.5  | MKP1M031505F | 11                | 21   | 26.5 | 22.5  | MKP1O131505I |
|             | 11               | 21   | 31.5 | 27.5  | MKP1M031506B | 11                | 21   | 31.5 | 27.5  | MKP1O131506B |
| 0.18 "      | 11               | 21   | 26.5 | 22.5  | MKP1M031805I | 11                | 21   | 31.5 | 27.5  | MKP1O131806B |
| 0.22 "      | 11               | 21   | 26.5 | 22.5  | MKP1M032205I | 11                | 21   | 31.5 | 27.5  | MKP1O132206B |
|             | 11               | 21   | 31.5 | 27.5  | MKP1M032206B |                   |      |      |       |              |
| 0.27 "      | 11               | 21   | 31.5 | 27.5  | MKP1M033306B | 15                | 26   | 31.5 | 27.5  | MKP1O132706F |
| 0.33 "      | 15               | 26   | 31.5 | 27.5  | MKP1M033306F | 15                | 26   | 31.5 | 27.5  | MKP1O133306F |
|             | 13               | 24   | 41.5 | 37.5  | MKP1M033307C | 13                | 24   | 41.5 | 37.5  | MKP1O133307C |
| 0.39 "      | 17               | 29   | 31.5 | 27.5  | MKP1M033906G | 17                | 29   | 31.5 | 27.5  | MKP1O133906G |
| 0.47 "      | 17               | 29   | 31.5 | 27.5  | MKP1M034706G | 17                | 29   | 31.5 | 27.5  | MKP1O134706G |
|             | 13               | 24   | 41.5 | 37.5  | MKP1M034707C | 13                | 24   | 41.5 | 37.5  | MKP1O134707C |
| 0.56 "      | 17               | 29   | 41.5 | 37.5  | MKP1M035607E | 20                | 39.5 | 31.5 | 27.5  | MKP1O135606J |
| 0.68 "      | 20               | 39.5 | 31.5 | 27.5  | MKP1M036806J | 20                | 39.5 | 31.5 | 27.5  | MKP1O136806J |
|             | 17               | 29   | 41.5 | 37.5  | MKP1M036807E | 17                | 29   | 41.5 | 37.5  | MKP1O136807E |
| 0.82 "      | 19               | 32   | 41.5 | 37.5  | MKP1M038207F | 20                | 39.5 | 41.5 | 37.5  | MKP1O138207G |

\* AC voltage:  $f \leq 1000 \text{ Hz}$ ;  $1.4 \times U_{\text{rms}} + U_{\text{DC}} \leq U_r$

Dims. in mm.

■ New values and box sizes.

\*\* PCM = Printed circuit module = pin spacing

Ionisation inception level in isolated cases may be lower than admissible rated AC voltage.

Rights reserved to amend design data without prior notification.

## Continuation

### General Data

| Capacitance | 850 VDC/450 VAC* |      |      |       |              | 1000 VDC/600 VAC* |      |      |       |              |
|-------------|------------------|------|------|-------|--------------|-------------------|------|------|-------|--------------|
|             | W                | H    | L    | PCM** | Part number  | W                 | H    | L    | PCM** | Part number  |
| 1.0 $\mu$ F | 19               | 32   | 41.5 | 37.5  | MKP1M041007F | 20                | 39.5 | 41.5 | 37.5  | MKP1O141007G |
| 1.2 "       | 20               | 39.5 | 41.5 | 37.5  | MKP1M041207G | 24                | 45.5 | 41.5 | 37.5  | MKP1O141207H |
| 1.5 "       | 20               | 39.5 | 41.5 | 37.5  | MKP1M041507G | 24                | 45.5 | 41.5 | 37.5  | MKP1O141507H |
|             |                  |      |      |       |              | 28                | 38   | 41.5 | 37.5  | MKP1O141507L |
| 1.8 "       | 24               | 45.5 | 41.5 | 37.5  | MKP1M041807H | 31                | 46   | 41.5 | 37.5  | MKP1O141807I |
| 2.2 "       | 24               | 45.5 | 41.5 | 37.5  | MKP1M042207H | 31                | 46   | 41.5 | 37.5  | MKP1O142207I |
|             | 28               | 38   | 41.5 | 37.5  | MKP1M042207L |                   |      |      |       |              |
| 2.7 "       | 35               | 50   | 41.5 | 37.5  | MKP1M042707J | 40                | 55   | 41.5 | 37.5  | MKP1O142707K |
| 3.3 "       | 35               | 50   | 41.5 | 37.5  | MKP1M043307J | 40                | 55   | 41.5 | 37.5  | MKP1O143307K |
|             | 35               | 50   | 57   | 52.5  | MKP1M043309F | 35                | 50   | 57   | 52.5  | MKP1O143309F |
| 3.9 "       | 35               | 50   | 57   | 37.5  | MKP1M043909F | 45                | 55   | 57   | 52.5  | MKP1O143909H |
| 4.7 "       | 45               | 55   | 57   | 52.5  | MKP1M044709H | 45                | 55   | 57   | 52.5  | MKP1O144709H |
| 5.6 "       | 45               | 65   | 57   | 52.5  | MKP1M045609J |                   |      |      |       |              |

| Capacitance  | 1600 VDC/650 VAC* |      |      |       |              | 2000 VDC/700 VDC* |      |      |       |              |
|--------------|-------------------|------|------|-------|--------------|-------------------|------|------|-------|--------------|
|              | W                 | H    | L    | PCM** | Part number  | W                 | H    | L    | PCM** | Part number  |
| 1000 pF      | 4                 | 9    | 13   | 10    | MKP1T011003C | 4                 | 9    | 13   | 10    | MKP1U011003C |
| 1200 "       | 4                 | 9    | 13   | 10    | MKP1T011203C | 4                 | 9    | 13   | 10    | MKP1U011203C |
| 1500 "       | 4                 | 9    | 13   | 10    | MKP1T011503C | 4                 | 9    | 13   | 10    | MKP1U011503C |
| 1800 "       | 4                 | 9    | 13   | 10    | MKP1T011803C | 5                 | 11   | 13   | 10    | MKP1U011803F |
| 2200 "       | 4                 | 9    | 13   | 10    | MKP1T012203C | 5                 | 11   | 13   | 10    | MKP1U012203F |
|              |                   |      |      |       |              | 5                 | 11   | 18   | 15    | MKP1U012204B |
| 2700 "       | 4                 | 9    | 13   | 10    | MKP1T012703C | 5                 | 11   | 18   | 15    | MKP1U012704B |
| 3300 "       | 4                 | 9    | 13   | 10    | MKP1T013303C | 5                 | 11   | 18   | 15    | MKP1U013304B |
| 3900 "       | 5                 | 11   | 13   | 10    | MKP1T013903F | 5                 | 11   | 18   | 15    | MKP1U013904B |
| 4700 "       | 5                 | 11   | 13   | 10    | MKP1T014703F | 5                 | 11   | 18   | 15    | MKP1U014704B |
|              |                   |      |      |       |              | 6                 | 15   | 26.5 | 22.5  | MKP1U014705B |
| 5600 "       | 6                 | 12   | 13   | 10    | MKP1T015603G | 6                 | 12.5 | 18   | 15    | MKP1U015604C |
| 6800 "       | 6                 | 12   | 13   | 10    | MKP1T016803G | 6                 | 12.5 | 18   | 15    | MKP1U016804C |
|              | 5                 | 11   | 18   | 15    | MKP1T016804B | 6                 | 15   | 26.5 | 22.5  | MKP1U016805B |
| 6800 "       | 5                 | 11   | 18   | 15    | MKP1T018204B | 7                 | 14   | 18   | 15    | MKP1U018204D |
| 0.01 $\mu$ F | 5                 | 11   | 18   | 15    | MKP1T021004B | 7                 | 14   | 18   | 15    | MKP1U021004D |
|              |                   |      |      |       |              | 6                 | 15   | 26.5 | 22.5  | MKP1U021005B |
| 0.012 "      | 6                 | 12.5 | 18   | 15    | MKP1T021204C | 8                 | 15   | 18   | 15    | MKP1U021204F |
| 0.015 "      | 6                 | 12.5 | 18   | 15    | MKP1T021504C | 8                 | 15   | 18   | 15    | MKP1U021504F |
|              | 6                 | 15   | 26.5 | 22.5  | MKP1T021505B | 6                 | 15   | 26.5 | 22.5  | MKP1U021505B |
| 0.018 "      | 7                 | 14   | 18   | 15    | MKP1T022184D | 9                 | 16   | 18   | 15    | MKP1U021804J |
| 0.022 "      | 7                 | 14   | 18   | 15    | MKP1T022204D | 9                 | 16   | 18   | 15    | MKP1U022204J |
|              | 6                 | 15   | 26.5 | 22.5  | MKP1T022205B | 7                 | 16.5 | 26.5 | 22.5  | MKP1U022205D |
| 0.027 "      | 8                 | 15   | 18   | 15    | MKP1T022704F | 8.5               | 18.5 | 26.5 | 22.5  | MKP1U022705F |
| 0.033 "      | 8                 | 15   | 18   | 15    | MKP1T023304F | 8.5               | 18.5 | 26.5 | 22.5  | MKP1U023305F |
|              | 6                 | 15   | 26.5 | 22.5  | MKP1T023305B | 9                 | 19   | 31.5 | 27.5  | MKP1U023306A |
| 0.039 "      | 7                 | 16.5 | 26.5 | 22.5  | MKP1T023905D | 10.5              | 19   | 26.5 | 22.5  | MKP1U023905G |
| 0.047 "      | 7                 | 16.5 | 26.5 | 22.5  | MKP1T024705D | 10.5              | 19   | 26.5 | 22.5  | MKP1U024705G |
|              | 9                 | 19   | 31.5 | 27.5  | MKP1T024706A | 11                | 21   | 31.5 | 27.5  | MKP1U024706B |
| 0.056 "      | 10.5              | 19   | 26.5 | 22.5  | MKP1T025605G | 11                | 21   | 26.5 | 22.5  | MKP1U025605I |
| 0.068 "      | 10.5              | 19   | 26.5 | 22.5  | MKP1T026805G | 11                | 21   | 26.5 | 22.5  | MKP1U026805I |
|              | 9                 | 19   | 31.5 | 27.5  | MKP1T026806A | 11                | 21   | 31.5 | 27.5  | MKP1U026806B |
| 0.082 "      | 11                | 21   | 26.5 | 22.5  | MKP1T028205I | 13                | 24   | 31.5 | 27.5  | MKP1U028206D |

\* AC voltage:  $f \leq 1000 \text{ Hz}$ ;  $1.4 \times U_{\text{rms}} + \text{UDC} \leq U_r$

■ New values and box sizes.

\*\* PCM = Printed circuit module = pin spacing

Dims. in mm.

Ionisation inception level in isolated cases may be lower than admissible rated AC voltage.

Rights reserved to amend design data without prior notification.

## Continuation

### General Data

| Capacitance | 1600 VDC/650 VAC* |      |      |       |              | 2000 VDC/700 VAC* |      |      |       |              |
|-------------|-------------------|------|------|-------|--------------|-------------------|------|------|-------|--------------|
|             | W                 | H    | L    | PCM** | Part number  | W                 | H    | L    | PCM** | Part number  |
| 0.1 $\mu$ F | 11                | 21   | 26.5 | 22.5  | MKP1T031005I | 13                | 24   | 31.5 | 27.5  | MKP1U031006D |
|             | 11                | 21   | 31.5 | 27.5  | MKP1T031006B |                   |      |      |       |              |
| 0.12 "      | 13                | 24   | 31.5 | 27.5  | MKP1T031206D | 15                | 26   | 31.5 | 27.5  | MKP1U031206F |
| 0.15 "      | 13                | 24   | 31.5 | 27.5  | MKP1T031506D | 15                | 26   | 31.5 | 27.5  | MKP1U031506F |
|             |                   |      |      |       |              | 13                | 24   | 41.5 | 37.5  | MKP1U031507C |
| 0.18 "      | 15                | 26   | 31.5 | 27.5  | MKP1T031806F | 17                | 34.5 | 31.5 | 27.5  | MKP1U031806I |
| 0.22 "      | 15                | 26   | 31.5 | 27.5  | MKP1T032206F | 17                | 34.5 | 31.5 | 27.5  | MKP1U032206I |
|             | 13                | 24   | 41.5 | 37.5  | MKP1T032207C |                   |      |      |       |              |
| 0.27 "      | 17                | 34.5 | 31.5 | 27.5  | MKP1T032706I | 17                | 29   | 41.5 | 37.5  | MKP1U032207E |
|             |                   |      |      |       |              | 19                | 32   | 41.5 | 37.5  | MKP1U032707F |
| 0.33 "      | 17                | 34.5 | 31.5 | 27.5  | MKP1T033306I | 19                | 32   | 41.5 | 37.5  | MKP1U033307F |
|             |                   |      |      |       |              |                   |      |      |       |              |
| 0.39 "      | 20                | 39.5 | 31.5 | 27.5  | MKP1T033906J | 20                | 39.5 | 41.5 | 37.5  | MKP1U033907G |
| 0.47 "      | 20                | 39.5 | 31.5 | 27.5  | MKP1T034706J | 20                | 39.5 | 41.5 | 37.5  | MKP1U034707G |
|             | 19                | 32   | 41.5 | 37.5  | MKP1T034707F |                   |      |      |       |              |
| 0.56 "      | 20                | 39.5 | 41.5 | 37.5  | MKP1T035607G | 24                | 45.5 | 41.5 | 37.5  | MKP1U035607H |
| 0.68 "      | 20                | 39.5 | 41.5 | 37.5  | MKP1T036807G | 24                | 45.5 | 41.5 | 37.5  | MKP1U036807H |
|             |                   |      |      |       |              | 28                | 38   | 41.5 | 37.5  | MKP1U036807L |
| 0.82 "      | 24                | 45.5 | 41.5 | 37.5  | MKP1T038207H | 35                | 50   | 41.5 | 37.5  | MKP1U038207J |
|             |                   |      |      |       |              | 35                | 50   | 41.5 | 37.5  | MKP1U041007J |
| 1.0 $\mu$ F | 24                | 45.5 | 41.5 | 37.5  | MKP1T041007H | 35                | 50   | 41.5 | 37.5  | MKP1U041007J |
|             | 28                | 38   | 41.5 | 37.5  | MKP1T041007L |                   |      |      |       |              |
| 1.2 "       | 31                | 46   | 41.5 | 37.5  | MKP1T041207I | 40                | 55   | 41.5 | 37.5  | MKP1U041207K |
| 1.5 "       | 31                | 46   | 41.5 | 37.5  | MKP1T041507I | 40                | 55   | 41.5 | 37.5  | MKP1U041507K |
|             |                   |      |      |       |              | 35                | 50   | 57   | 52.5  | MKP1U041509F |
| 1.8 "       | 40                | 55   | 41.5 | 37.5  | MKP1T041807K | 45                | 55   | 57   | 52.5  | MKP1U041809H |
| 2.2 "       | 40                | 55   | 41.5 | 37.5  | MKP1T042207K | 45                | 55   | 57   | 52.5  | MKP1U042209H |
|             | 35                | 50   | 57   | 52.5  | MKP1T042209F |                   |      |      |       |              |
| 2.7 "       | 45                | 65   | 57   | 52.5  | MKP1T042709J |                   |      |      |       |              |
| 3.3 "       | 45                | 65   | 57   | 52.5  | MKP1T043309J |                   |      |      |       |              |

| Capacitance | 2500 VDC/700 VAC* |      |      |       |              |
|-------------|-------------------|------|------|-------|--------------|
|             | W                 | H    | L    | PCM** | Part number  |
| 1000 pF     | 5                 | 11   | 18   | 15    | MKP1V011004B |
|             | 6                 | 15   | 26.5 | 22.5  | MKP1V011005B |
| 1200 "      | 5                 | 11   | 18   | 15    | MKP1V011204B |
| 1500 "      | 5                 | 11   | 18   | 15    | MKP1V011504B |
|             |                   |      |      |       |              |
| 1800 "      | 5                 | 11   | 18   | 15    | MKP1V011804B |
| 2200 "      | 5                 | 11   | 18   | 15    | MKP1V012204B |
|             |                   |      |      |       |              |
| 2700 "      | 5                 | 11   | 18   | 15    | MKP1V012704B |
| 3300 "      | 5                 | 11   | 18   | 15    | MKP1V013304B |
|             |                   |      |      |       |              |
| 3900 "      | 6                 | 12.5 | 18   | 15    | MKP1V013904C |
| 4700 "      | 6                 | 12.5 | 18   | 15    | MKP1V014704C |
|             |                   |      |      |       |              |
| 5600 "      | 7                 | 14   | 18   | 15    | MKP1V015604D |
| 6800 "      | 7                 | 14   | 18   | 15    | MKP1V016804D |
|             |                   |      |      |       |              |
| 8200 "      | 8.5               | 18.5 | 26.5 | 22.5  | MKP1V018205F |

New values and box sizes.

\*\* PCM = Printed circuit module = pin spacing

Ionisation inception level in isolated cases may be lower than admissible rated AC voltage.

| Part number completion:     |                                 |
|-----------------------------|---------------------------------|
| Version code:               | 2-pin = 00<br>4-pin = D4        |
| Tolerance:                  | 20 % = M<br>10 % = K<br>5 % = J |
| Packing:                    | bulk = S                        |
| Pin length:                 | 6-2 = SD                        |
| Taped version see page 161. |                                 |

\* AC voltage:  $f \leq 1000 \text{ Hz}$ ;  $1.4 \times U_{\text{rms}} + \text{UDC} \leq U_r$

Dims. in mm.

Rights reserved to amend design data without prior notification.

Continuation page 71

## Continuation

### General Data

| Capacitance | 2500 VDC/700 VAC* |      |      |       |              | 3000 VDC/700 VAC* |      |      |       |              |
|-------------|-------------------|------|------|-------|--------------|-------------------|------|------|-------|--------------|
|             | W                 | H    | L    | PCM** | Part number  | W                 | H    | L    | PCM** | Part number  |
| 0.01 μF     | 8.5               | 18.5 | 26.5 | 22.5  | MKP1V021005F | 8.5               | 18.5 | 26.5 | 22.5  | MKP1W021005F |
| 0.012 "     | 10.5              | 19   | 26.5 | 22.5  | MKP1V021205G | 10.5              | 19   | 26.5 | 22.5  | MKP1W021205G |
| 0.015 "     | 10.5              | 19   | 26.5 | 22.5  | MKP1V021505G | 10.5              | 19   | 26.5 | 22.5  | MKP1W021505G |
| 0.018 "     | 11                | 21   | 26.5 | 22.5  | MKP1V021805I | 11                | 21   | 26.5 | 22.5  | MKP1W021805I |
| 0.022 "     | 11                | 21   | 26.5 | 22.5  | MKP1V022205I | 11                | 21   | 26.5 | 22.5  | MKP1W022205I |
| 0.027 "     | 11                | 21   | 26.5 | 22.5  | MKP1V022705I | 11                | 21   | 26.5 | 22.5  | MKP1W022705I |
| 0.033 "     | 11                | 21   | 26.5 | 22.5  | MKP1V023305I | 11                | 21   | 26.5 | 22.5  | MKP1W023305I |
|             | 9                 | 19   | 31.5 | 27.5  | MKP1V023306A | 9                 | 19   | 31.5 | 27.5  | MKP1W023306A |
| 0.039 "     | 11                | 21   | 31.5 | 27.5  | MKP1V023906B | 11                | 21   | 31.5 | 27.5  | MKP1W023906B |
| 0.047 "     | 11                | 21   | 31.5 | 27.5  | MKP1V024706B | 11                | 21   | 31.5 | 27.5  | MKP1W024706B |
| 0.056 "     | 13                | 24   | 31.5 | 27.5  | MKP1V025606D | 13                | 24   | 31.5 | 27.5  | MKP1W025606D |
| 0.068 "     | 13                | 24   | 31.5 | 27.5  | MKP1V026806D | 13                | 24   | 31.5 | 27.5  | MKP1W026806D |
| 0.082 "     | 15                | 26   | 31.5 | 27.5  | MKP1V028206F | 15                | 26   | 31.5 | 27.5  | MKP1W028206F |
| 0.1 μF      | 15                | 26   | 31.5 | 27.5  | MKP1V031006F | 15                | 26   | 31.5 | 27.5  | MKP1W031006F |
|             | 13                | 24   | 41.5 | 37.5  | MKP1V031007C | 13                | 24   | 41.5 | 37.5  | MKP1W031007C |
| 0.12 "      | 17                | 34.5 | 31.5 | 27.5  | MKP1V031206I | 17                | 34.5 | 31.5 | 27.5  | MKP1W031206I |
| 0.15 "      | 17                | 34.5 | 31.5 | 27.5  | MKP1V031506I | 17                | 34.5 | 31.5 | 27.5  | MKP1W031506I |
|             | 15                | 26   | 41.5 | 37.5  | MKP1V031507D | 15                | 26   | 41.5 | 37.5  | MKP1W031507D |
| 0.18 "      | 19                | 32   | 41.5 | 37.5  | MKP1V031807F | 19                | 32   | 41.5 | 37.5  | MKP1W031807F |
| 0.22 "      | 19                | 32   | 41.5 | 37.5  | MKP1V032207F | 19                | 32   | 41.5 | 37.5  | MKP1W032207F |
| 0.27 "      | 24                | 45.5 | 41.5 | 37.5  | MKP1V032707H | 24                | 45.5 | 41.5 | 37.5  | MKP1W032707H |
| 0.33 "      | 24                | 45.5 | 41.5 | 37.5  | MKP1V033307H | 24                | 45.5 | 41.5 | 37.5  | MKP1W033307H |
|             | 28                | 38   | 41.5 | 37.5  | MKP1V033307L | 28                | 38   | 41.5 | 37.5  | MKP1W033307L |
| 0.39 "      | 31                | 46   | 41.5 | 37.5  | MKP1V033907I | 31                | 46   | 41.5 | 37.5  | MKP1W033907I |
| 0.47 "      | 31                | 46   | 41.5 | 37.5  | MKP1V034707I | 31                | 46   | 41.5 | 37.5  | MKP1W034707I |
| 0.56 "      | 35                | 50   | 41.5 | 37.5  | MKP1V035607J | 35                | 50   | 41.5 | 37.5  | MKP1W035607J |
| 0.68 "      | 35                | 50   | 41.5 | 37.5  | MKP1V036807J | 35                | 50   | 41.5 | 37.5  | MKP1W036807J |
| 0.82 "      | 40                | 55   | 41.5 | 37.5  | MKP1V038207K | 40                | 55   | 41.5 | 37.5  | MKP1W038207K |
| 1.0 μF      | 40                | 55   | 41.5 | 37.5  | MKP1V041007K | 40                | 55   | 41.5 | 37.5  | MKP1W041007K |
|             | 35                | 50   | 57   | 52.5  | MKP1V041009F | 35                | 50   | 57   | 52.5  | MKP1W041009F |
| 1.2 "       | 45                | 55   | 57   | 52.5  | MKP1V041209H | 45                | 55   | 57   | 52.5  | MKP1W041209H |
| 1.5 "       | 45                | 55   | 57   | 52.5  | MKP1V041509H | 45                | 55   | 57   | 52.5  | MKP1W041509H |

\* AC voltage:  $f \leq 1000 \text{ Hz}$ ;  $1.4 \times U_{\text{rms}} + U_{\text{DC}} \leq U_r$

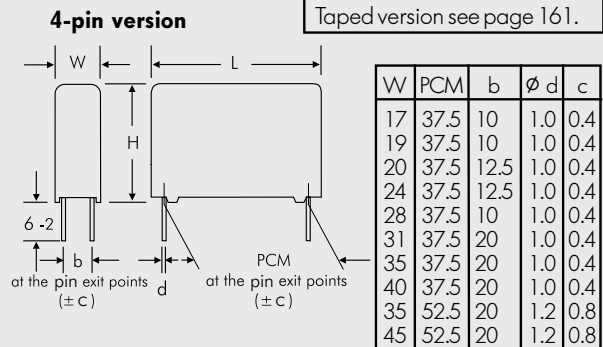
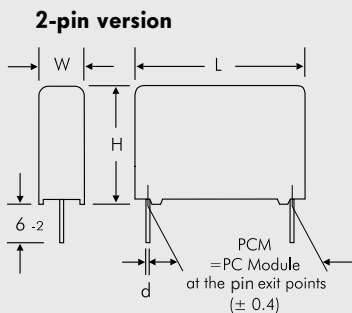
■ New values and box sizes.

\*\* PCM = Printed circuit module = pin spacing

Dims. in mm.

Ionisation inception level in isolated cases may be lower than admissible rated AC voltage.

| Part number completion:     |                                 |
|-----------------------------|---------------------------------|
| Version code:               | 2-pin = 00<br>4-pin = D4        |
| Tolerance:                  | 20 % = M<br>10 % = K<br>5 % = J |
| Packing:                    | bulk = S                        |
| Pin length:                 | 6-2 = SD                        |
| Taped version see page 161. |                                 |



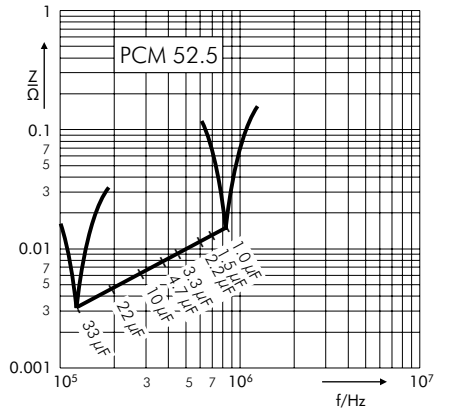
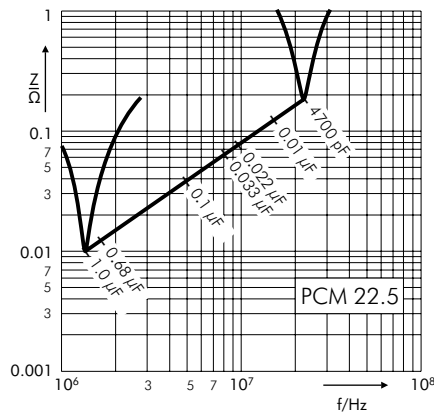
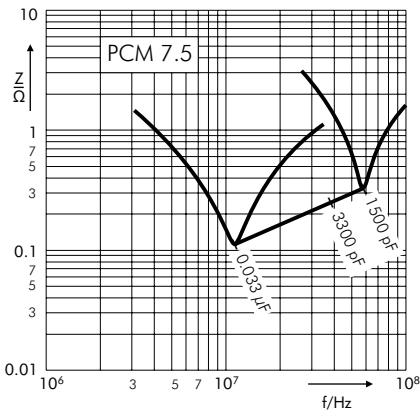
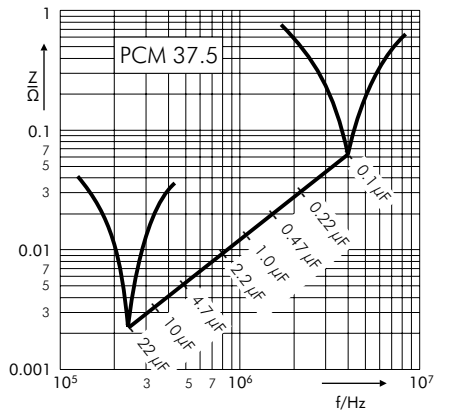
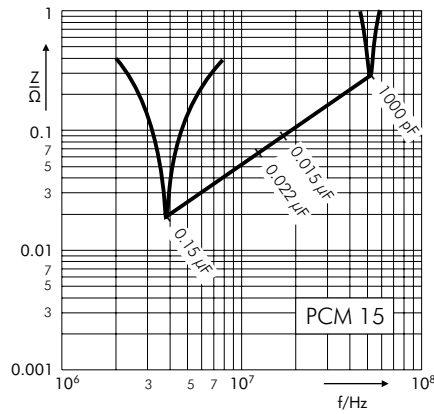
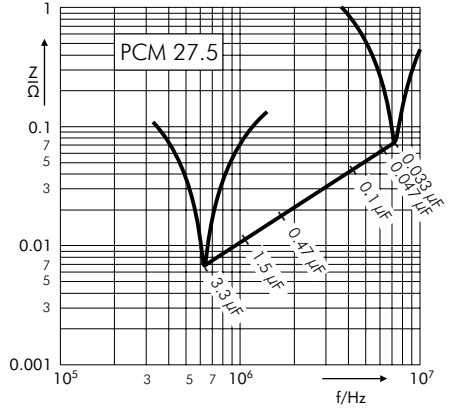
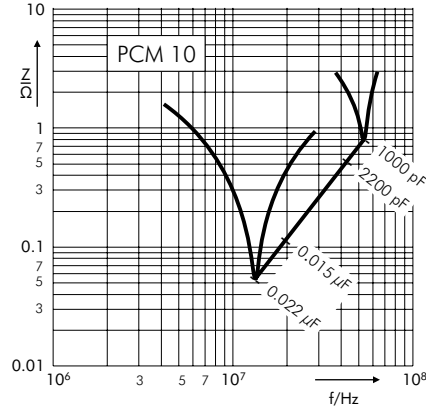
Rights reserved to amend design data without prior notification.

Continuation page 72



## Continuation

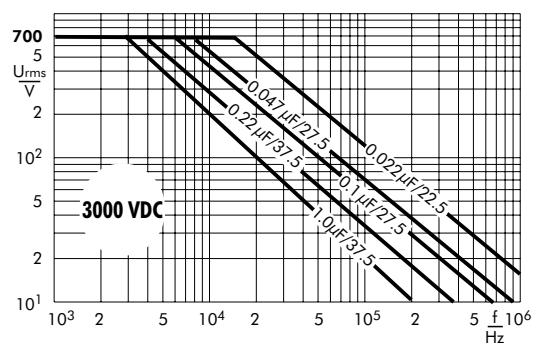
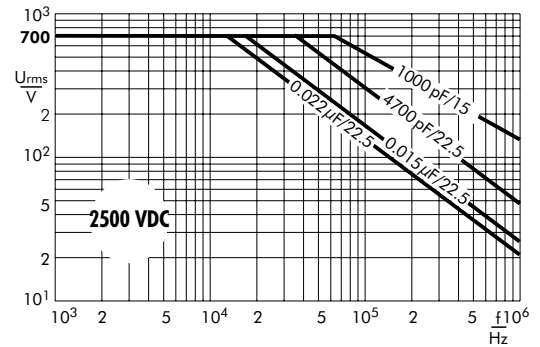
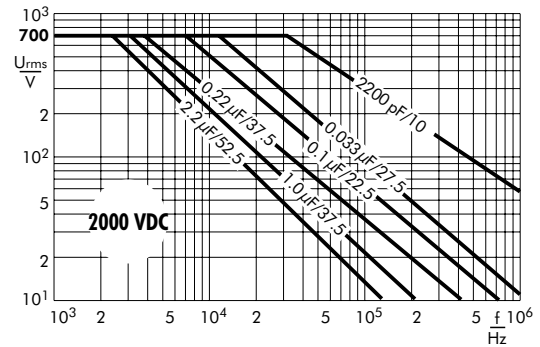
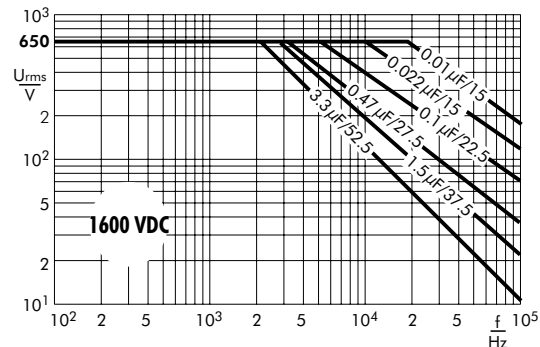
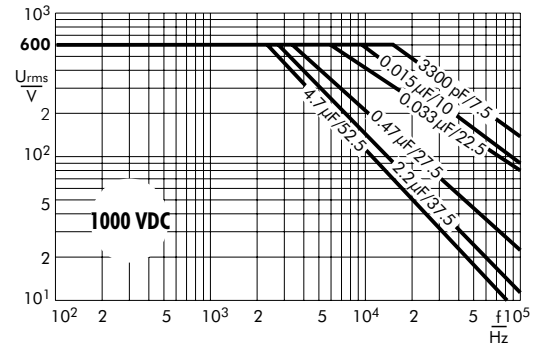
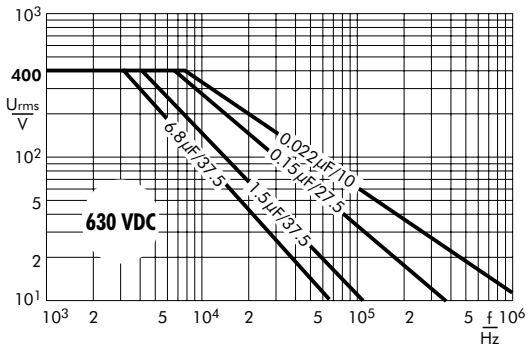
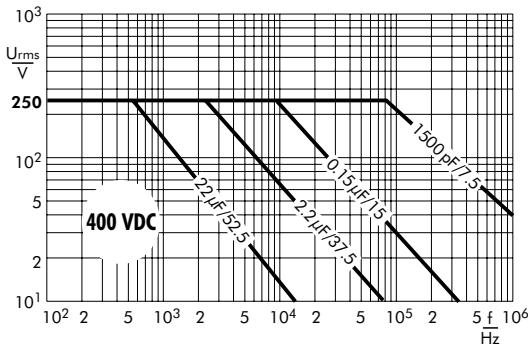
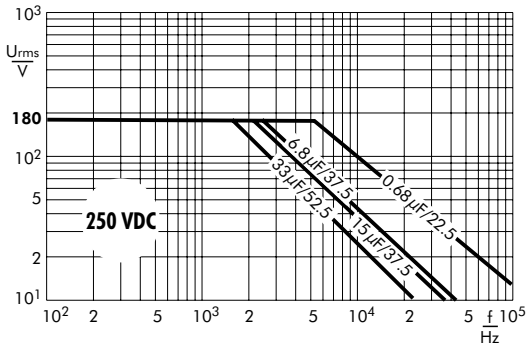
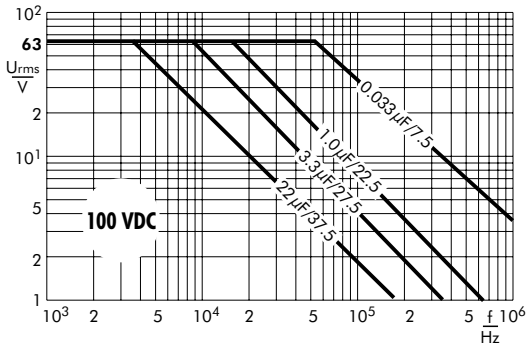
Impedance change with frequency  
(general guide).



## Continuation

Permissible AC voltage in relation to frequency till 15° C internal temperature rise (general guide).

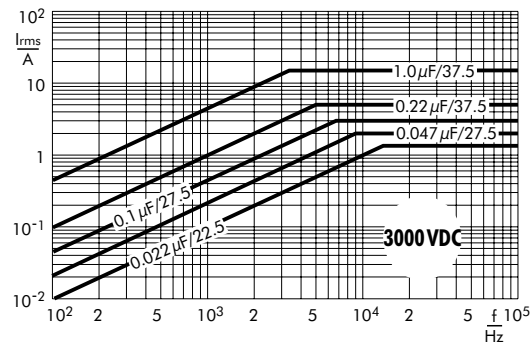
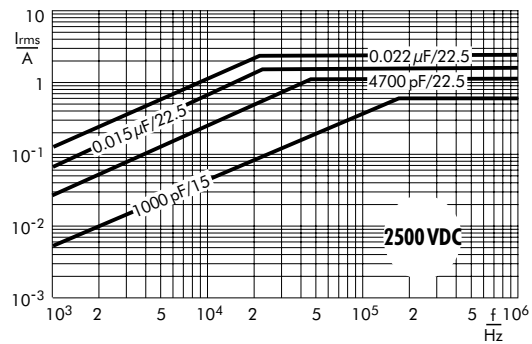
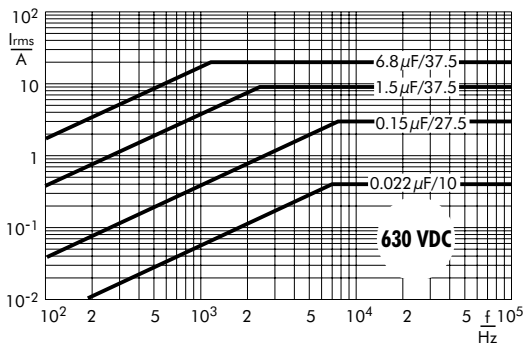
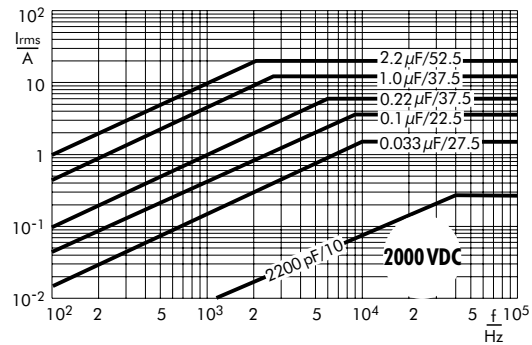
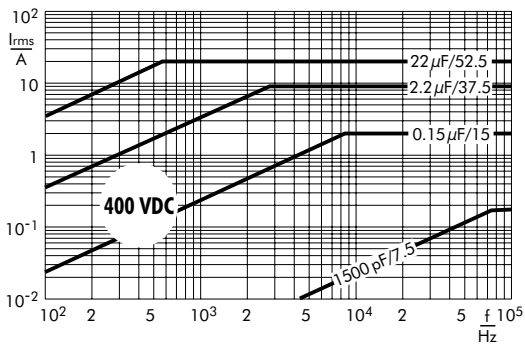
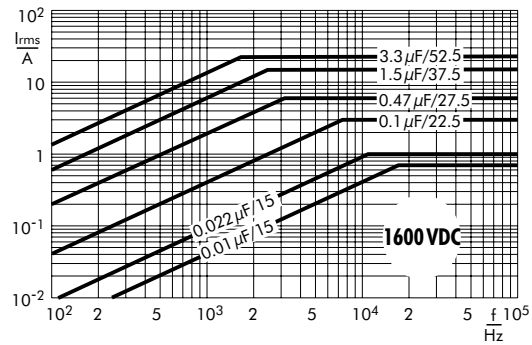
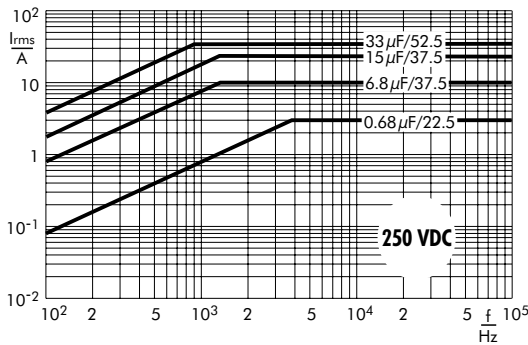
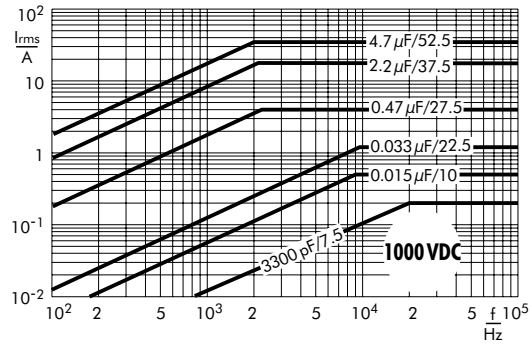
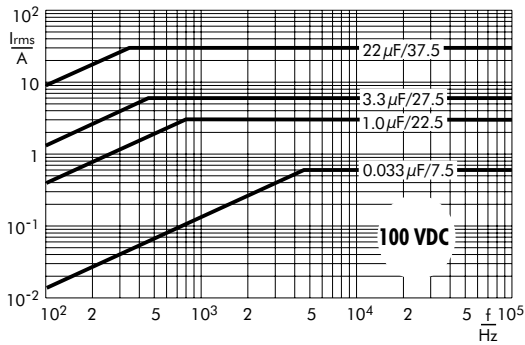
The information behind the cross bar denote the PCM of the measured value.



## Continuation

Permissible AC current in relation to frequency till 15° C internal temperature rise (general guide).

The information behind the cross bar denote the PCM of the measured value.



## Recommendation for Processing and Application of Through-Hole Capacitors

### Soldering Process

Internal temperature of the capacitor must be kept as follows:

Polyester: preheating:  $T_{max.} \leq 125^{\circ}C$   
soldering:  $T_{max.} \leq 135^{\circ}C$

Polypropylene: preheating:  $T_{max.} \leq 100^{\circ}C$   
soldering:  $T_{max.} \leq 110^{\circ}C$

### Single wave soldering

Soldering bath temperature:  $T < 260^{\circ}C$

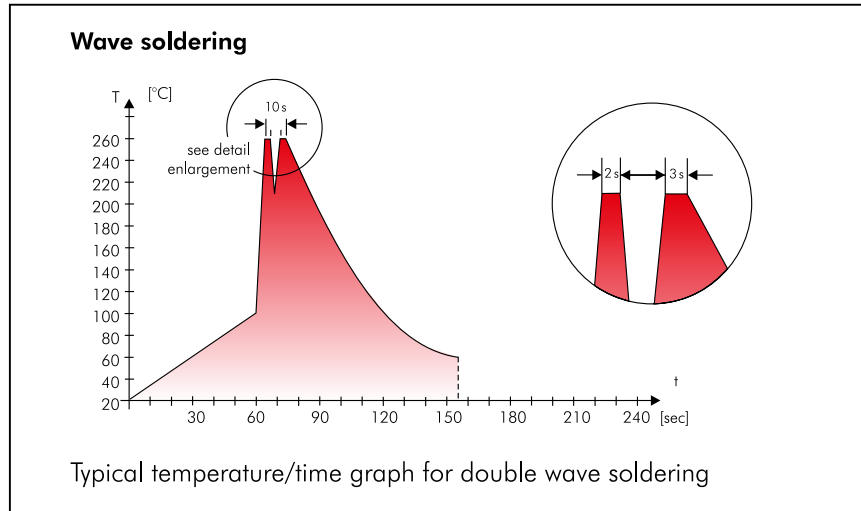
Dwell time:  $t < 5 \text{ sec}$

### Double wave soldering

Soldering bath temperature:  $T < 260^{\circ}C$

Dwell time:  $\Sigma t < 5 \text{ sec}$

Due to different soldering processes and heat requirements the graphs are to be regarded as a recommendation only.



## WIMA Quality and Environmental Philosophy

### ISO 9001:2015 Certification

ISO 9001:2015 is an international basic standard of quality assurance systems for all branches of industry. The approval according to ISO 9001:2015 of our factories by the infaz (Institut für Auditierung und Zertifizierung) certifies that organisation, equipment and monitoring of quality assurance in our factories correspond to internationally recognized standards.

### WIMA WPCS

The WIMA Process Control System (WPCS) is a quality surveillance and optimization system developed by WIMA. WPCS is a major part of the quality-oriented WIMA production. Points of application during production process:

- incoming material inspection
- metallization
- film inspection
- schoopage
- pre-healing
- pin attachment
- cast resin preparation/encapsulation
- 100% final inspection
- Testing as per customer requirements

### WIMA Environmental Policy

All WIMA capacitors, irrespective of whether through-hole devices or SMD, are made of environmentally friendly materials. Neither during manufacture nor in the product itself any toxic substances are used, e.g.

- Lead
- PCB
- CFC
- Hydrocarbon chloride
- Chromium 6+
- PBB/PBDE
- Arsenic
- Cadmium
- Mercury
- etc.

We merely use pure, recyclable materials for packing our components, such as:

- carton
- cardboard
- adhesive tape made of paper
- polystyrene

We almost completely refrain from using packing materials such as:

- adhesive tapes made of plastic
- metal clips

### RoHS Compliance

According to the RoHS Directive 2011/65/EU as amended from time to time certain hazardous substances like e.g. lead, cadmium, mercury must not be used any longer in electronic equipment as of July 1st, 2006. For the sake of the environment WIMA has refrained from using such substances since years already.



WIMA Kondensatoren sind bleifrei konform RoHS 2011/65/EU

WIMA capacitors are lead free in accordance with RoHS 2011/65/EU

Tape for lead-free WIMA capacitors

### DIN EN ISO 14001:2004

WIMA's environmental management has been established in accordance with the guidelines of DIN EN ISO 14001:2004 to optimize the production processes with regard to energy and resources.

# Typical Dimensions for Taping Configuration

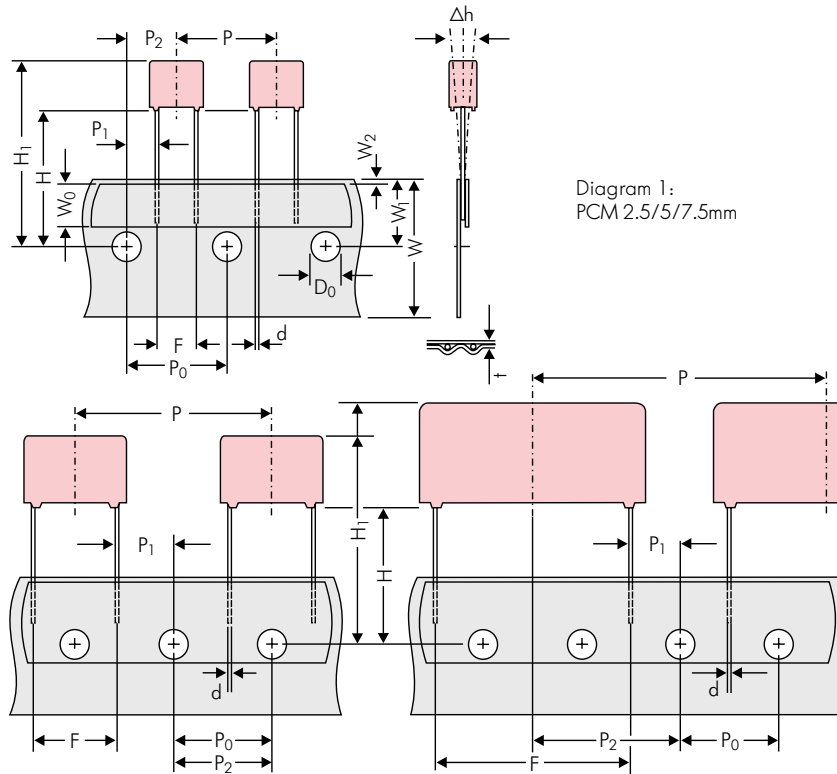


Diagram 1:  
PCM 2.5/5/7.5mm

Diagram 2: PCM 10/15 mm

Diagram 3: PCM 22.5 and 27.5\*mm

\*PCM 27.5 taping possible with two feed holes between components

| Designation                                      | Symbol                | Dimensions for Radial Taping                             |  |   |   |   |   |   |
|--|-----------------------|--|--|---|---|---|---|---|
|  |                       | PCM 2.5 taping   | PCM 5 taping   | PCM 7.5 taping  | PCM 10 taping*  | PCM 15 taping*  | PCM 22.5 taping   | PCM 27.5 taping   |
| Carrier tape width                               | W                     | 18.0 ±0.5  | 18.0 ±0.5  | 18.0 ±0.5   | 18.0 ±0.5   | 18.0 ±0.5   | 18.0 ±0.5   | 18.0 ±0.5   |
| Hold-down tape width                             | W <sub>0</sub>        | 6.0 for hot-sealing adhesive tape                        | 6.0 for hot-sealing adhesive tape                        | 12.0 for hot-sealing adhesive tape                        | 12.0 for hot-sealing adhesive tape                        | 12.0 for hot-sealing adhesive tape                        | 12.0 for hot-sealing adhesive tape                        | 12.0 for hot-sealing adhesive tape                        |
| Hole position                                    | W <sub>1</sub>        | 9.0 ±0.5   | 9.0 ±0.5   | 9.0 ±0.5  | 9.0 ±0.5  | 9.0 ±0.5  | 9.0 ±0.5  | 9.0 ±0.5  |
| Hold-down tape position                          | W <sub>2</sub>        | 0.5 to 3.0 max.  | 0.5 to 3.0 max.  | 0.5 to 3.0 max.   | 0.5 to 3.0 max.   | 0.5 to 3.0 max.   | 0.5 to 3.0 max.   | 0.5 to 3.0 max.   |
| Feed hole diameter                               | D <sub>0</sub>        | 4.0 ±0.2   | 4.0 ±0.2   | 4.0 ±0.2  | 4.0 ±0.2  | 4.0 ±0.2  | 4.0 ±0.2  | 4.0 ±0.2  |
| Pitch of component                               | P                     | 12.7 ±1.0  | 12.7 ±1.0  | 12.7 ±1.0   | 25.4 ±1.0   | 25.4 ±1.0   | 38.1 ±1.5   | 38.1 ±1.5 or 50.8 ±1.5                                    |
| Feed hole pitch                                  | P <sub>0</sub>        | 12.7 ±0.3<br>cumulative pitch error max. 1.0 mm/20 pitch | 12.7 ±0.3<br>cumulative pitch error max. 1.0 mm/20 pitch | 12.7 ±0.3<br>cumulative pitch error max. 1.0 mm/20 pitch  | 12.7 ±0.3<br>cumulative pitch error max. 1.0 mm/20 pitch  | 12.7 ±0.3<br>cumulative pitch error max. 1.0 mm/20 pitch  | 12.7 ±0.3<br>cumulative pitch error max. 1.0 mm/20 pitch  | 12.7 ±0.3<br>cumulative pitch error max. 1.0 mm/20 pitch  |
| Feed hole centre to pin                          | P <sub>1</sub>        | 5.1 ±0.5   | 3.85 ±0.7  | 2.6 ±0.7  | 7.7 ±0.7  | 5.2 ±0.7  | 7.8 ±0.7  | 5.3 ±0.7  |
| Hole centre to component centre                  | P <sub>2</sub>        | 6.35 ±1.3  | 6.35 ±1.3  | 6.35 ±1.3   | 12.7 ±1.3   | 12.7 ±1.3   | 19.05 ±1.3  | 19.05 ±1.3  |
| Feed hole centre to bottom edge of the component | H                     | 16.5 ±0.3<br>18.5 ±0.5                                   | 16.5 ±0.3<br>18.5 ±0.5                                   | 16.5 ±0.5<br>18.5 ±0.5                                    | 16.5 ±0.5<br>18.5 ±0.5                                    | 16.5 ±0.5<br>18.5 ±0.5                                    | 16.5 ±0.5<br>18.5 ±0.5                                    | 16.5 ±0.5<br>18.5 ±0.5                                    |
| Feed hole centre to top edge of the component    | H <sub>1</sub>        | H+H <sub>component</sub> < H <sub>1</sub><br>32.25 max.  | H+H <sub>component</sub> < H <sub>1</sub><br>32.25 max.  | H+H <sub>component</sub> < H <sub>1</sub><br>24.5 to 31.5 | H+H <sub>component</sub> < H <sub>1</sub><br>25.0 to 31.5 | H+H <sub>component</sub> < H <sub>1</sub><br>26.0 to 37.0 | H+H <sub>component</sub> < H <sub>1</sub><br>30.0 to 43.0 | H+H <sub>component</sub> < H <sub>1</sub><br>35.0 to 45.0 |
| Pin spacing at upper edge of carrier tape        | F                     | 2.5 ±0.5   | 5.0 <sup>+0.8</sup> <sub>-0.2</sub>                      | 7.5 ±0.8  | 10.0 ±0.8   | 15 ±0.8   | 22.5 ±0.8   | 27.5 ±0.8   |
| Pin diameter                                     | d                     | 0.4 ±0.05  | 0.5 ±0.05  | 0.5 ±0.05 or 0.6 <sup>+0.06</sup> <sub>-0.05</sub>        | 0.5 ±0.05 or 0.6 <sup>+0.06</sup> <sub>-0.05</sub>        | 0.8 <sup>+0.08</sup> <sub>-0.05</sub>                     | 0.8 <sup>+0.08</sup> <sub>-0.05</sub>                     | 0.8 <sup>+0.08</sup> <sub>-0.05</sub>                     |
| Component alignment                              | Δh                    | ± 2.0 max.   | ± 2.0 max.   | ± 3.0 max.  | ± 3.0 max.  | ± 3.0 max.  | ± 3.0 max.  | ± 3.0 max.  |
| Total tape thickness                             | t                     | 0.6 ±0.2   | 0.6 ±0.2   | 0.6 ±0.2  | 0.6 ±0.2  | 0.6 ±0.2  | 0.6 ±0.2  | 0.6 ±0.2  |
| Package<br>(see also page 162)                   | ROLL/AMMO             |  |  | AMMO  |   |   |   |   |
|  | REEL                  | φ 360 max.<br>φ 30 ±1                                    | B 52 ±2<br>58 ±2 } depending on comp. dimensions         | REEL  | φ 360 max.<br>φ 30 ±1                                     | 52 ±2<br>58 ±2 or 66 ±2                                   | REEL  | φ 500 max.<br>φ 25 ±1                                     |
| Unit   | see details page 163. |  |  |   |   |   |   |   |

Dims in mm.

\* Diameter of pins see General Data.

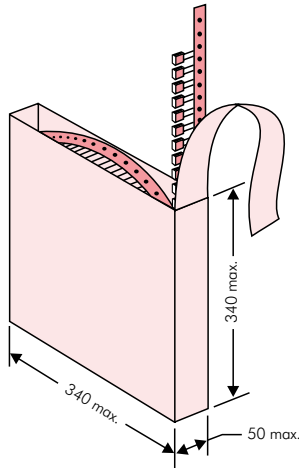
\* PCM 10 and PCM 15 can be crimped to PCM 7.5.

Position of components according to PCM 7.5 (sketch 11). P<sub>0</sub> = 12.7 or 15.0 is possible

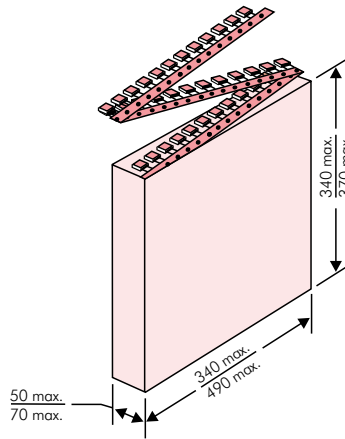
Please clarify customer-specific deviations with the manufacturer.

## Types of Tape Packaging of Capacitors for Automatic Radial Insertion

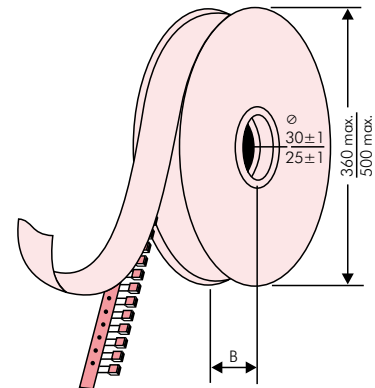
### ■ ROLL Packaging



### ■ AMMO Packaging



### ■ REEL Packaging



## BAR CODE (Labelling)

Labelling of package units in plain text and with alphanumerical Bar Code

- WIMA supplier number
- Date code
- Customer's P/O number
- P/O line
- Customer's part number
- WIMA part number
- Quantity
- WIMA confirmation number
- Country of origin
- Customer name
- Handling unit number
- Week of delivery.

In addition part description of

- article
- capacitance value
- rated voltage
- dimensions
- technical note
- capacitance tolerance
- packing
- connecting information

BARCODE PDF417  
BARCODE 2D Datamatrix

|   |                                   |
|---|-----------------------------------|
| <b>WIMA</b> Best Capacitors Made in Germany |                                   |
| Werk Aurich                                 |                                   |
| Supplier-ID: LIEF.NR.                       | Date Code: 20210419               |
|   |                                   |
| Purchase Order No. (P/O): Bestellung xyz    | P/O line: 100                     |
|   |                                   |
| Customer Part No.: KUNDENTEILENUMMER        |                                   |
|   |                                   |
| WIMA Part No.: MKP1F041006B00KSSD           | Quantity: 459                     |
|   |                                   |
| WIMA Confirmation No.: 0001105072000100     | RoHS 2011/65/EU                   |
|   | COO: DE                           |
| Customer No.: 0000100002                    |                                   |
| Gross Weight [g]: 4557                      |                                   |
|   |                                   |
| WIMA - MKP 10                               | WIMA Part No.: MKP1F041006B00KSSD |
| MKP 10 1.0 µF 250 VDC 11x21x31.5 RM27.5     |                                   |
| Standard 10% Lose - Standard Drähte 6-2     |                                   |
| Vorlage Debitor Inland                      |                                   |
|   | 0001105072000100                  |
| 1002021443                                  | QTY: 459 Week 19/2021             |

# Packing Quantities for Capacitors with Radial Pins in PCM 2.5 mm to 22.5 mm



| PCM            | Size |      |           |           | bulk | pcs. per packing unit |            |            |            |            |            |            |                         |                         |            |
|----------------|------|------|-----------|-----------|------|-----------------------|------------|------------|------------|------------|------------|------------|-------------------------|-------------------------|------------|
|                |      |      |           |           |      | ROLL                  |            | REEL       |            |            |            | AMMO       |                         |                         |            |
|                | W    | H    | L         | Codes     |      | S                     | H16.5<br>N | H18.5<br>O | ø 360<br>F | ø 500<br>I | H16.5<br>H | H18.5<br>J | 340 x 340<br>H16.5<br>A | 490 x 370<br>H18.5<br>C | H16.5<br>B |
| <b>2.5 mm</b>  | 2.5  | 7    | 4.6       | <b>0B</b> | 5000 |                       | 2200       |            | 2500       |            | -          |            | 2800                    |                         | -          |
|                | 3    | 7.5  | 4.6       | <b>0C</b> | 5000 |                       | 2000       |            | 2300       |            | -          |            | 2300                    |                         | -          |
|                | 3.8  | 8.5  | 4.6       | <b>0D</b> | 5000 |                       | 1500       |            | 1800       |            | -          |            | 1800                    |                         | -          |
|                | 4.6  | 9    | 4.6       | <b>0E</b> | 5000 |                       | 1200       |            | 1500       |            | -          |            | 1500                    |                         | -          |
|                | 5.5  | 10   | 4.6       | <b>0F</b> | 5000 |                       | 900        |            | 1200       |            | -          |            | 1200                    |                         | -          |
| <b>5 mm</b>    | 2.5  | 6.5  | 7.2       | <b>1A</b> | 5000 |                       | 2200       |            | 2500       |            | -          |            | 2800                    |                         | -          |
|                | 3    | 7.5  | 7.2       | <b>1B</b> | 5000 |                       | 2000       |            | 2300       |            | -          |            | 2300                    |                         | -          |
|                | 3.5  | 8.5  | 7.2       | <b>1C</b> | 5000 |                       | 1600       |            | 2000       |            | -          |            | 2000                    |                         | -          |
|                | 4.5  | 6    | 7.2       | <b>1D</b> | 6000 |                       | 1300       |            | 1500       |            | -          |            | 1500                    |                         | -          |
|                | 4.5  | 9.5  | 7.2       | <b>1E</b> | 4000 |                       | 1300       |            | 1500       |            | -          |            | 1500                    |                         | -          |
|                | 5    | 10   | 7.2       | <b>1F</b> | 3500 |                       | 1100       |            | 1400       |            | -          |            | 1400                    |                         | -          |
|                | 5.5  | 7    | 7.2       | <b>1G</b> | 4000 |                       | 1000       |            | 1200       |            | -          |            | 1200                    |                         | -          |
|                | 5.5  | 11.5 | 7.2       | <b>1H</b> | 2500 |                       | 1000       |            | 1200       |            | -          |            | 1200                    |                         | -          |
|                | 6.5  | 8    | 7.2       | <b>1I</b> | 2500 |                       | 800        |            | 1000       |            | -          |            | 1000                    |                         | -          |
|                | 7.2  | 8.5  | 7.2       | <b>1J</b> | 2500 |                       | 700        |            | 1000       |            | -          |            | 1000                    |                         | -          |
|                | 7.2  | 13   | 7.2       | <b>1K</b> | 2000 |                       | 700        |            | 950        |            | -          |            | 1000                    |                         | -          |
| 8.5            | 10   | 7.2  | <b>1L</b> | 2000      |      | 600                   |            | 800        |            | -          |            | 800        |                         | -                       |            |
| 8.5            | 14   | 7.2  | <b>1M</b> | 1500      |      | 600                   |            | 800        |            | -          |            | 800        |                         | -                       |            |
| 11             | 16   | 7.2  | <b>1N</b> | 1000      |      | 500                   |            | 600        |            | -          |            | 640        |                         | -                       |            |
| <b>7.5 mm</b>  | 2.5  | 7    | 10        | <b>2A</b> | 5000 |                       | -          |            | 2500       |            | 4400       |            | 2500                    |                         | -          |
|                | 3    | 8.5  | 10        | <b>2B</b> | 5000 |                       | -          |            | 2200       |            | 4300       |            | 2300                    |                         | 4150       |
|                | 4    | 9    | 10        | <b>2C</b> | 4000 |                       | -          |            | 1700       |            | 3200       |            | 1700                    |                         | 3000       |
|                | 4.5  | 9.5  | 10.3      | <b>2D</b> | 3500 |                       | -          |            | 1500       |            | 2900       |            | 1400                    |                         | 2700       |
|                | 5    | 10.5 | 10.3      | <b>2E</b> | 3000 |                       | -          |            | 1300       |            | 2500       |            | 1300                    |                         | -          |
|                | 5.7  | 12.5 | 10.3      | <b>2F</b> | 2000 |                       | -          |            | 1000       |            | 2200       |            | 1100                    |                         | -          |
|                | 7.2  | 12.5 | 10.3      | <b>2G</b> | 1500 |                       | -          |            | 900        |            | 1800       |            | 1000                    |                         | -          |
| <b>10 mm</b>   | 3    | 9    | 13        | <b>3A</b> | 3000 |                       | -          |            | 1100       |            | 2200       |            | -                       |                         | 1900       |
|                | 4    | 8.5  | 13.5      | <b>FA</b> | 3000 |                       | -          |            | 900        |            | 1600       |            | -                       |                         | 1450       |
|                | 4    | 9    | 13        | <b>3C</b> | 3000 |                       | -          |            | 900        |            | 1600       |            | -                       |                         | 1450       |
|                | 4    | 9.5  | 13        | <b>3D</b> | 3000 |                       | -          |            | 900        |            | 1600       |            | -                       |                         | 1400       |
|                | 5    | 10   | 13.5      | <b>FB</b> | 2000 |                       | -          |            | 700        |            | 1300       |            | -                       |                         | 1200       |
|                | 5    | 11   | 13        | <b>3F</b> | 3000 |                       | -          |            | 700        |            | 1300       |            | -                       |                         | 1100       |
|                | 6    | 12   | 13        | <b>3G</b> | 2400 |                       | -          |            | 550        |            | 1100       |            | -                       |                         | 1000       |
|                | 6    | 12.5 | 13        | <b>3H</b> | 2400 |                       | -          |            | 550        |            | 1100       |            | -                       |                         | 1000       |
| 8              | 12   | 13   | <b>3I</b> | 2000      |      | -                     |            | 400        |            | 800        |            | -          |                         | 740                     |            |
| <b>15 mm</b>   | 5    | 11   | 18        | <b>4B</b> | 2400 |                       | -          |            | 600        |            | 1200       |            | -                       |                         | 1150       |
|                | 5    | 13   | 19        | <b>FC</b> | 1000 |                       | -          |            | 600        |            | 1200       |            | -                       |                         | 1200       |
|                | 6    | 12.5 | 18        | <b>4C</b> | 2000 |                       | -          |            | 500        |            | 1000       |            | -                       |                         | 1000       |
|                | 6    | 14   | 19        | <b>FD</b> | 1000 |                       | -          |            | 500        |            | 1000       |            | -                       |                         | 1000       |
|                | 7    | 14   | 18        | <b>4D</b> | 1600 |                       | -          |            | 450        |            | 900        |            | -                       |                         | 850        |
|                | 7    | 15   | 19        | <b>FE</b> | 1000 |                       | -          |            | 450        |            | 900        |            | -                       |                         | 850        |
|                | 8    | 15   | 18        | <b>4F</b> | 1200 |                       | -          |            | 400        |            | 800        |            | -                       |                         | 740        |
|                | 8    | 17   | 19        | <b>FF</b> | 500  |                       | -          |            | 400        |            | 800        |            | -                       |                         | 740        |
|                | 9    | 14   | 18        | <b>4H</b> | 1200 |                       | -          |            | 350        |            | 700        |            | -                       |                         | 650        |
|                | 9    | 16   | 18        | <b>4J</b> | 900  |                       | -          |            | 350        |            | 700        |            | -                       |                         | 650        |
| 10             | 18   | 19   | <b>FG</b> | 500       |      | -                     |            | 300        |            | 650        |            | -          |                         | 590                     |            |
| 11             | 14   | 18   | <b>4M</b> | 1000      |      | -                     |            | 300        |            | 600        |            | -          |                         | 540                     |            |
| <b>22.5 mm</b> | 5    | 14   | 26.5      | <b>5A</b> | 1200 |                       | -          |            | -          |            | 800        |            | -                       |                         | 770        |
|                | 6    | 15   | 26.5      | <b>5B</b> | 1000 |                       | -          |            | -          |            | 700        |            | -                       |                         | 640        |
|                | 7    | 16.5 | 26.5      | <b>5D</b> | 760  |                       | -          |            | -          |            | 600        |            | -                       |                         | 550        |
|                | 8    | 20   | 28        | <b>FH</b> | 500  |                       | -          |            | -          |            | 500        |            | -                       |                         | 480        |
|                | 8.5  | 18.5 | 26.5      | <b>5F</b> | 500  |                       | -          |            | -          |            | 480        |            | -                       |                         | 450        |
|                | 10   | 22   | 28        | <b>FI</b> | 570* |                       | -          |            | -          |            | 420        |            | -                       |                         | 380        |
|                | 10.5 | 19   | 26.5      | <b>5G</b> | 594* |                       | -          |            | -          |            | 400        |            | -                       |                         | 360        |
|                | 10.5 | 20.5 | 26.5      | <b>5H</b> | 594* |                       | -          |            | -          |            | 400        |            | -                       |                         | 360        |
|                | 11   | 21   | 26.5      | <b>5I</b> | 561* |                       | -          |            | -          |            | 380        |            | -                       |                         | 350        |
|                | 12   | 24   | 28        | <b>FJ</b> | 480* |                       | -          |            | -          |            | 350        |            | -                       |                         | 310        |

\* TPS (Tray-Packing-System). Plate versions may have different packing units. Samples and pre-production needs on request.

■ Moulded versions.

Rights reserved to amend design data without prior notification.



## Packing Quantities for Capacitors with Radial Pins in PCM 27.5 mm to 52.5 mm

| PCM            | Size |      |      |           | bulk | pcs. per packing unit |   |       |       |          |       |       |           |       |           |       |       |
|----------------|------|------|------|-----------|------|-----------------------|---|-------|-------|----------|-------|-------|-----------|-------|-----------|-------|-------|
|                |      |      |      |           |      | ROLL                  |   | REEL  |       |          |       | AMMO  |           |       |           |       |       |
|                | W    | H    | L    | Codes     |      | S                     | N | O     | ø 360 |          | ø 500 |       | 340 x 340 |       | 490 x 370 |       |       |
|                |      |      |      |           |      |                       |   | H16.5 | H18.5 | H16.5    | H18.5 | H16.5 | H18.5     | H16.5 | H18.5     | H16.5 | H18.5 |
|                |      |      |      |           |      |                       |   | F     | I     | H        | J     | A     | C         | B     | D         |       |       |
| <b>27.5 mm</b> | 9    | 19   | 31.5 | <b>6A</b> | 567* | -                     | - | -     | -     | 460/340* |       | -     | -         | -     | -         | -     | -     |
|                | 11   | 21   | 31.5 | <b>6B</b> | 459* | -                     | - | -     | -     | 380/280* |       | -     | -         | -     | -         | -     | -     |
|                | 13   | 24   | 31.5 | <b>6D</b> | 378* | -                     | - | -     | -     | 300      |       | -     | -         | -     | -         | -     | -     |
|                | 13   | 25   | 33   | <b>FK</b> | 405* | -                     | - | -     | -     | -        |       | -     | -         | -     | -         | -     | -     |
|                | 15   | 26   | 31.5 | <b>6F</b> | 324* | -                     | - | -     | -     | 270      |       | -     | -         | -     | -         | -     | -     |
|                | 15   | 26   | 33   | <b>FL</b> | 324* | -                     | - | -     | -     | -        |       | -     | -         | -     | -         | -     | -     |
|                | 17   | 29   | 31.5 | <b>6G</b> | 198* | -                     | - | -     | -     | -        |       | -     | -         | -     | -         | -     | -     |
|                | 17   | 34.5 | 31.5 | <b>6I</b> | 198* | -                     | - | -     | -     | -        |       | -     | -         | -     | -         | -     | -     |
|                | 20   | 32   | 33   | <b>FM</b> | 162* | -                     | - | -     | -     | -        |       | -     | -         | -     | -         | -     | -     |
|                | 20   | 39.5 | 31.5 | <b>6J</b> | 162* | -                     | - | -     | -     | -        |       | -     | -         | -     | -         | -     | -     |
| <b>37.5 mm</b> | 9    | 19   | 41.5 | <b>7A</b> | 441* | -                     | - | -     | -     | -        | -     | -     | -         | -     | -         | -     | -     |
|                | 11   | 22   | 41.5 | <b>7B</b> | 357* | -                     | - | -     | -     | -        | -     | -     | -         | -     | -         | -     | -     |
|                | 13   | 24   | 41.5 | <b>7C</b> | 294* | -                     | - | -     | -     | -        | -     | -     | -         | -     | -         | -     | -     |
|                | 15   | 26   | 41.5 | <b>7D</b> | 252* | -                     | - | -     | -     | -        | -     | -     | -         | -     | -         | -     | -     |
|                | 17   | 29   | 41.5 | <b>7E</b> | 154* | -                     | - | -     | -     | -        | -     | -     | -         | -     | -         | -     | -     |
|                | 19   | 32   | 41.5 | <b>7F</b> | 140* | -                     | - | -     | -     | -        | -     | -     | -         | -     | -         | -     | -     |
|                | 20   | 39.5 | 41.5 | <b>7G</b> | 126* | -                     | - | -     | -     | -        | -     | -     | -         | -     | -         | -     | -     |
|                | 24   | 45.5 | 41.5 | <b>7H</b> | 112* | -                     | - | -     | -     | -        | -     | -     | -         | -     | -         | -     | -     |
|                | 28   | 38   | 41.5 | <b>7L</b> | 84*  | -                     | - | -     | -     | -        | -     | -     | -         | -     | -         | -     | -     |
|                | 31   | 46   | 41.5 | <b>7I</b> | 84*  | -                     | - | -     | -     | -        | -     | -     | -         | -     | -         | -     | -     |
|                | 35   | 50   | 41.5 | <b>7J</b> | 35*  | -                     | - | -     | -     | -        | -     | -     | -         | -     | -         | -     | -     |
|                | 40   | 55   | 41.5 | <b>7K</b> | 28*  | -                     | - | -     | -     | -        | -     | -     | -         | -     | -         | -     | -     |
| <b>48.5 mm</b> | 19   | 31   | 56   | <b>8D</b> | 120* | -                     | - | -     | -     | -        | -     | -     | -         | -     | -         | -     |       |
|                | 23   | 34   | 56   | <b>8E</b> | 80*  | -                     | - | -     | -     | -        | -     | -     | -         | -     | -         | -     |       |
|                | 27   | 37.5 | 56   | <b>8H</b> | 84*  | -                     | - | -     | -     | -        | -     | -     | -         | -     | -         | -     |       |
|                | 33   | 48   | 56   | <b>8J</b> | 25*  | -                     | - | -     | -     | -        | -     | -     | -         | -     | -         | -     |       |
|                | 37   | 54   | 56   | <b>8L</b> | 25*  | -                     | - | -     | -     | -        | -     | -     | -         | -     | -         | -     |       |
| <b>52.5 mm</b> | 25   | 45   | 57   | <b>9D</b> | 70*  | -                     | - | -     | -     | -        | -     | -     | -         | -     | -         | -     |       |
|                | 30   | 45   | 57   | <b>9E</b> | 60*  | -                     | - | -     | -     | -        | -     | -     | -         | -     | -         | -     |       |
|                | 35   | 50   | 57   | <b>9F</b> | 25*  | -                     | - | -     | -     | -        | -     | -     | -         | -     | -         | -     |       |
|                | 45   | 55   | 57   | <b>9H</b> | 20*  | -                     | - | -     | -     | -        | -     | -     | -         | -     | -         | -     |       |
|                | 45   | 65   | 57   | <b>9J</b> | 20*  | -                     | - | -     | -     | -        | -     | -     | -         | -     | -         | -     |       |

\* for 2-inch transport pitches.

\* TPS (Tray-Packing-System). Plate versions may have different packing units. Samples and pre-production needs on request.

■ Moulded versions. Rights reserved to amend design data without prior notification.

Updated data on [www.wima.com](http://www.wima.com)





A WIMA part number consists of 18 digits and is composed as follows:

- Field 1 - 4: Type description
- Field 5 - 6: Rated voltage
- Field 7 - 10: Capacitance
- Field 11 - 12: Size and PCM
- Field 13 - 14: Version code (e.g. Snubber versions)
- Field 15: Capacitance tolerance
- Field 16: Packing
- Field 17 - 18: Pin length (untaped)

|          |          |          |          |          |          |          |          |          |             |          |          |          |          |          |          |          |          |
|----------|----------|----------|----------|----------|----------|----------|----------|----------|-------------|----------|----------|----------|----------|----------|----------|----------|----------|
| 1        | 2        | 3        | 4        | 5        | 6        | 7        | 8        | 9        | 10          | 11       | 12       | 13       | 14       | 15       | 16       | 17       | 18       |
| <b>M</b> | <b>K</b> | <b>S</b> | <b>2</b> | <b>C</b> | <b>0</b> | <b>2</b> | <b>1</b> | <b>0</b> | <b>0</b>    | <b>1</b> | <b>A</b> | <b>0</b> | <b>0</b> | <b>M</b> | <b>S</b> | <b>S</b> | <b>D</b> |
| MKS 2    |          |          |          | 63 VDC   |          | 0.01 µF  |          |          | 2.5x6.5x7.2 |          |          | -        |          | 20%      | bulk     | 6 -2     |          |

|   |   |   |  |   |
|---|---|---|--|---|
| <p><b>Type description:</b></p> <p>SMD-PET = SMDT<br/>             SMD-PEN = SMDN<br/>             SMD-PPS = SMDI<br/>             FKP 02 = FKPO<br/>             MKS 02 = MKS0<br/>             FKS 2 = FKS2<br/>             FKP 2 = FKP2<br/>             FKS 3 = FKS3<br/>             FKP 3 = FKP 3<br/>             MKS 2 = MKS2<br/>             MKP 2 = MKP2<br/>             MKS 4 = MKS4<br/>             MKP 4 = MKP4<br/>             MKP 10 = MKP1<br/>             FKP 4 = FKP4<br/>             FKP 1 = FKP1<br/>             MKP-X2 = MKX2<br/>             MKP-X1 R = MKX1<br/>             MKP-Y2 = MKY2<br/>             MP 3-X2 = MPX2<br/>             MP 3-X1 = MPX1<br/>             MP 3-Y2 = MPY2<br/>             MP 3R-Y2 = MPRY<br/>             MKP 4F = MKPF<br/>             Snubber MKP = SNMP<br/>             Snubber FKP = SNFP<br/>             GTO MKP = GTOM<br/>             DC-LINK MKP 4 = DCP4<br/>             DC-LINK MKP 6 = DCP6<br/>             DC-LINK HC = DCHC</p> | <p><b>Rated voltage:</b></p> <p>50 VDC = B0<br/>             63 VDC = C0<br/>             100 VDC = D0<br/>             250 VDC = F0<br/>             400 VDC = G0<br/>             450 VDC = H0<br/>             520 VDC = H2<br/>             600 VDC = I0<br/>             630 VDC = J0<br/>             700 VDC = K0<br/>             800 VDC = L0<br/>             850 VDC = M0<br/>             900 VDC = N0<br/>             1000 VDC = O1<br/>             1100 VDC = P0<br/>             1200 VDC = Q0<br/>             1250 VDC = R0<br/>             1500 VDC = S0<br/>             1600 VDC = T0<br/>             1700 VDC = TA<br/>             2000 VDC = U0<br/>             2500 VDC = V0<br/>             3000 VDC = W0<br/>             4000 VDC = X0<br/>             6000 VDC = Y0<br/>             250 VAC = 0W<br/>             275 VAC = 1W<br/>             300 VAC = 2W<br/>             305 VAC = AW<br/>             350 VAC = BW<br/>             440 VAC = 4W<br/>             500 VAC = 5W<br/>             ...</p> | <p><b>Capacitance:</b></p> <p>22 pF = 0022<br/>             47 pF = 0047<br/>             100 pF = 0100<br/>             150 pF = 0150<br/>             220 pF = 0220<br/>             330 pF = 0330<br/>             470 pF = 0470<br/>             680 pF = 0680<br/>             1000 pF = 1100<br/>             1500 pF = 1150<br/>             2200 pF = 1220<br/>             3300 pF = 1330<br/>             4700 pF = 1470<br/>             6800 pF = 1680<br/>             0.01 µF = 2100<br/>             0.022 µF = 2220<br/>             0.047 µF = 2470<br/>             0.1 µF = 3100<br/>             0.22 µF = 3220<br/>             0.47 µF = 3470<br/>             1 µF = 4100<br/>             2.2 µF = 4220<br/>             4.7 µF = 4470<br/>             10 µF = 5100<br/>             22 µF = 5220<br/>             47 µF = 5470<br/>             100 µF = 6100<br/>             220 µF = 6220<br/>             1000 µF = 7100<br/>             1500 µF = 7150<br/>             ...</p> | <p><b>Size:</b></p> <p>4.8x3.3x3 Size 1812 = KA<br/>             4.8x3.3x4 Size 1812 = KB<br/>             5.7x5.1x3.5 Size 2220 = QA<br/>             5.7x5.1x4.5 Size 2220 = QB<br/>             7.2x6.1x3 Size 2824 = TA<br/>             7.2x6.1x5 Size 2824 = TB<br/>             10.2x7.6x5 Size 4030 = VA<br/>             12.7x10.2x6 Size 5040 = XA<br/>             15.3x13.7x7 Size 6054 = YA<br/>             2.5x7x4.6 PCM 2.5 = 0B<br/>             3x7.5x4.6 PCM 2.5 = 0C<br/>             2.5x6.5x7.2 PCM 5 = 1A<br/>             3x7.5x7.2 PCM 5 = 1B<br/>             2.5x7x10 PCM 7.5 = 2A<br/>             3x8.5x10 PCM 7.5 = 2B<br/>             3x9x13 PCM 10 = 3A<br/>             4x9x13 PCM 10 = 3C<br/>             5x11x18 PCM 15 = 4B<br/>             6x12.5x18 PCM 15 = 4C<br/>             5x14x26.5 PCM 22.5 = 5A<br/>             6x15x26.5 PCM 22.5 = 5B<br/>             9x19x31.5 PCM 27.5 = 6A<br/>             11x21x31.5 PCM 27.5 = 6B<br/>             9x19x41.5 PCM 37.5 = 7A<br/>             11x22x41.5 PCM 37.5 = 7B<br/>             19x31x56 PCM 48.5 = 8D<br/>             25x45x57 PCM 52.5 = 9D<br/>             ...</p> <p><b>Version code:</b></p> <p>Standard = 00<br/>             Version A1 = 1A<br/>             Version A1.1.1 = 1B<br/>             Version A2 = 2A<br/>             ...</p> | <p><b>Tolerance:</b></p> <p>±20% = M<br/>             ±10% = K<br/>             ±5% = J<br/>             ±2.5% = H<br/>             ±1% = E<br/>             ...</p> <p><b>Packing:</b></p> <p>AMMO H16.5 340x340 = A<br/>             AMMO H16.5 490x370 = B<br/>             AMMO H18.5 340x340 = C<br/>             AMMO H18.5 490x370 = D<br/>             REEL H16.5 360 = F<br/>             REEL H16.5 500 = H<br/>             REEL H18.5 360 = I<br/>             REEL H18.5 500 = J<br/>             ROLL H16.5 = N<br/>             ROLL H18.5 = O<br/>             BLISTER W12 180 = P<br/>             BLISTER W12 330 = Q<br/>             BLISTER W16 330 = R<br/>             BLISTER W24 330 = T<br/>             Bulk/TPS Standard = S<br/>             ...</p> <p><b>Pin length (untaped)</b></p> <p>3.5 ±0.5 = C9<br/>             6 -2 = SD<br/>             16 ±1 = P1<br/>             ...</p> <p><b>Pin length (taped)</b></p> <p>none = 00</p> |
|---|---|---|--|---|

The data on this page is not complete and serves only to explain the part number system. Part number information is listed on the pages of the respective WIMA range.