
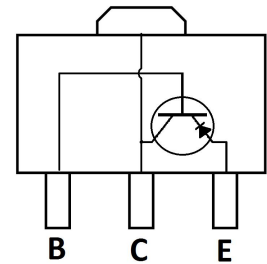


BIPOLAR TRANSISTOR (PNP)
FEATURES

- Complementary to A42
- High Breakdown Voltage
- Low Collector-Emitter Saturation Voltage
- Surface Mount device


SOT-89

MECHANICAL DATA

- Case: SOT-89
- Case Material: Molded Plastic. UL flammability
- Classification Rating: 94V-0
- Moisture Sensitivity: Level 1 per J-STD-020
- Weight: 0.055 grams (approximate)

MAXIMUM RATINGS (T_A = 25°C unless otherwise noted)

Parameter	Symbol	Value	Unit
Collector-Base Voltage	V _{CB0}	-310	V
Collector-Emitter Voltage	V _{CEO}	-305	V
Emitter-Base Voltage	V _{EBO}	-5	V
Collector Current-Continuous	I _C	-200	mA
Collector Current-Pulsed	I _{CM}	-500	mA
Collector Power Dissipation	P _C	500	mW
Thermal Resistance From Junction To Ambient	R _{θJA}	250	°C/W
Junction Temperature	T _J	150	°C
Storage Temperature	T _{STG}	-55 ~+150	°C

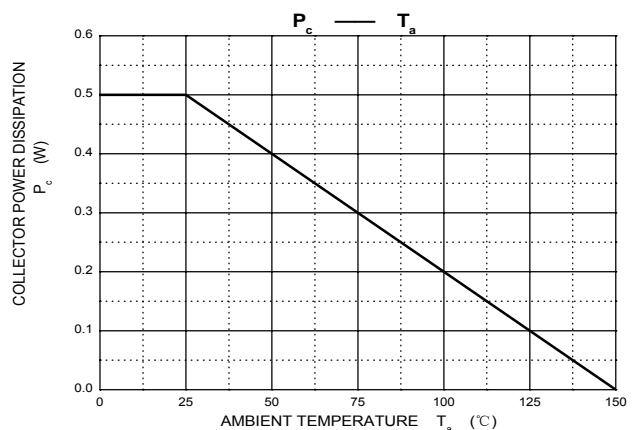
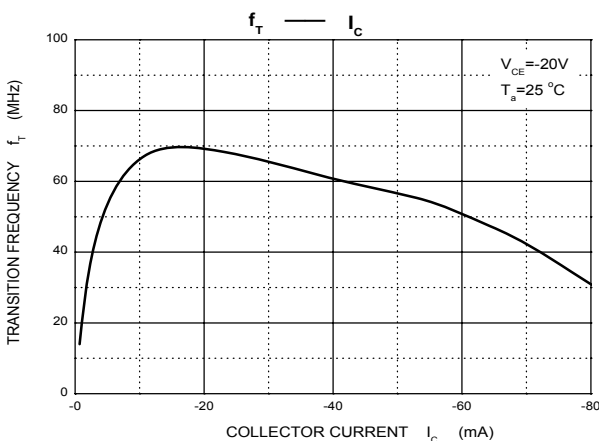
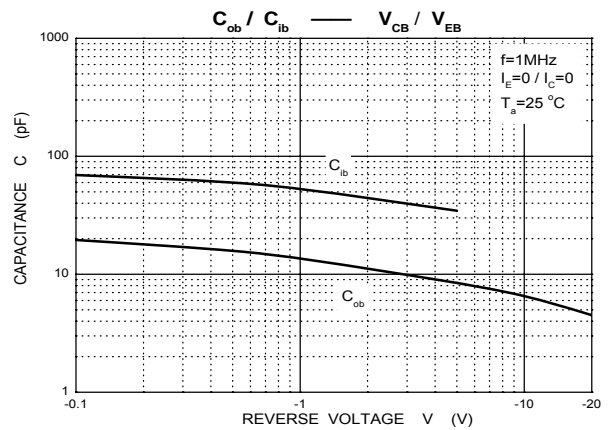
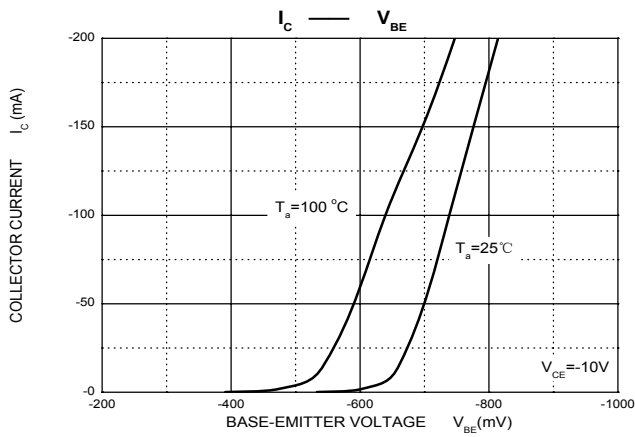
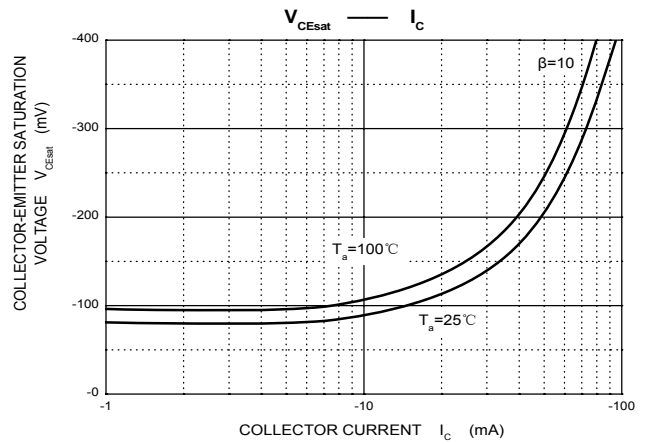
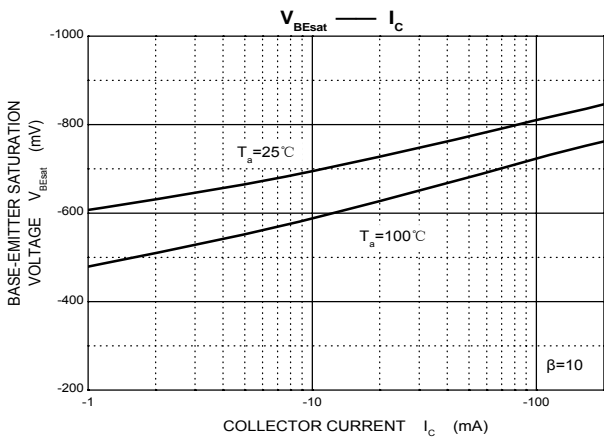
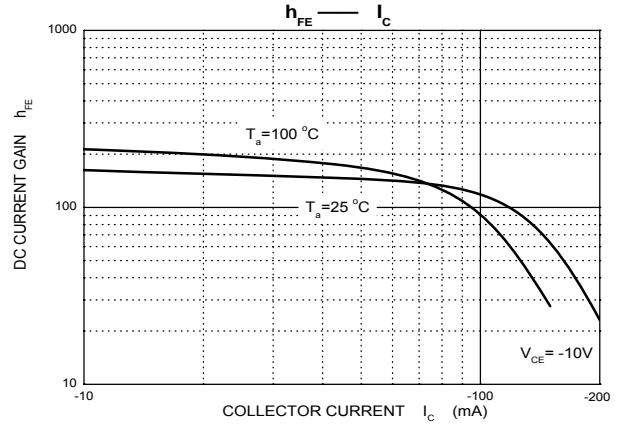
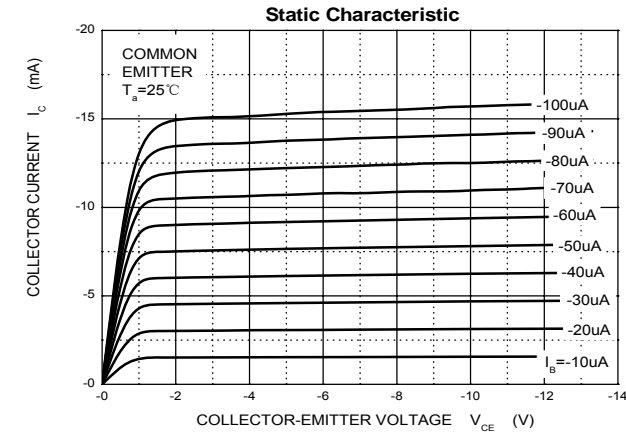
ELECTRICAL CHARACTERISTICS (T_A = 25°C unless otherwise specified)

Parameter	Symbol	Min	Typ	Max	Unit	Conditions
Collector-base breakdown voltage	V _{(BR)CBO}	-310			V	I _C =-100uA, I _E =0
Collector-emitter breakdown voltage	V _{(BR)CEO}	-305			V	I _C =-1mA, I _B =0
Emitter-base breakdown voltage	V _{(BR)EBO}	-5			V	I _E =-100uA, I _C =0
Collector cut-off current	I _{CBO}			-0.25	uA	V _{CB} =-200V, I _E =0
Collector cut-off current	I _{CEO}			-0.25	uA	V _{CE} =-200V, I _B =0
				-5	uA	V _{CE} =-300V, I _B =0
Emitter cut-off current	I _{EBO}			-0.1	uA	V _{EB} =-5V, I _C =0
DC current gain	h _{FE1}	60				V _{CE} =-10V, I _C =-1mA
	h _{FE2}	100		300		V _{CE} =-10V, I _C =-10mA
	h _{FE3}	60				V _{CE} =-10V, I _C =-80mA
Collector-emitter saturation voltage	V _{CE(sat)}			-0.2	V	I _C =-20mA, I _B =-2mA
Base-emitter saturation voltage	V _{BE(sat)}			-0.9	V	I _C =-20mA, I _B =-2mA
Transition frequency	f _T	50			MHz	V _{CE} =-20V, I _C =-10mA, f=30MHz

Marking: A92

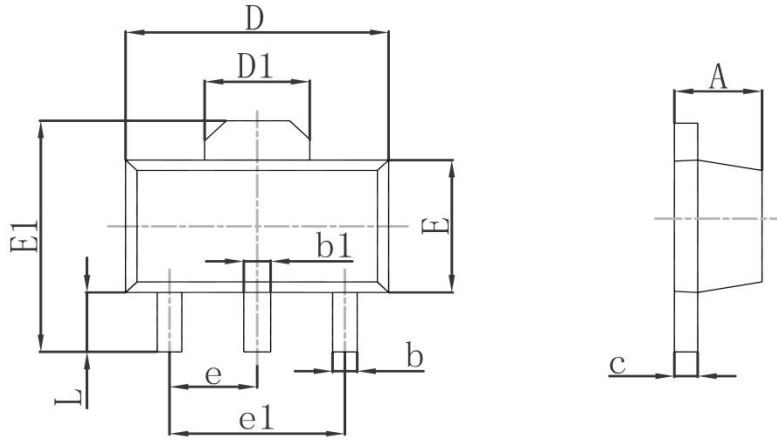
BIPOLAR TRANSISTOR (PNP)

Typical Characteristics



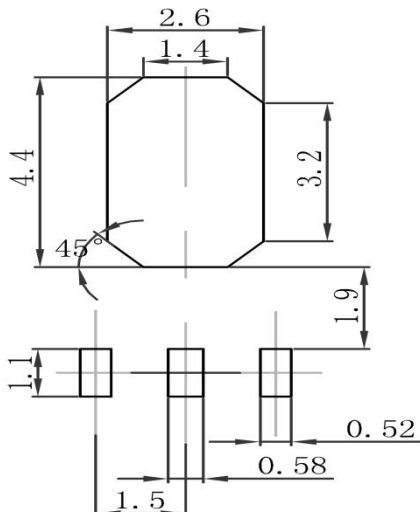
BIPOLAR TRANSISTOR (PNP)

SOT-89 Package Outline Dimensions



Symbol	Dimensions In Millimeters		Dimensions In Inches	
	Min.	Max.	Min.	Max.
A	1.400	1.600	0.055	0.063
b	0.320	0.520	0.013	0.020
b1	0.400	0.580	0.016	0.023
c	0.350	0.440	0.014	0.017
D	4.400	4.600	0.173	0.181
D1	1.550REF		0.061REF	
E	2.300	2.600	0.091	0.102
E1	3.940	4.250	0.155	0.167
e	1.500TYP		0.060TYP	
e1	3.000TYP		0.118TYP	
L	0.900	1.200	0.035	0.047

SOT-89 Suggested Pad Layout



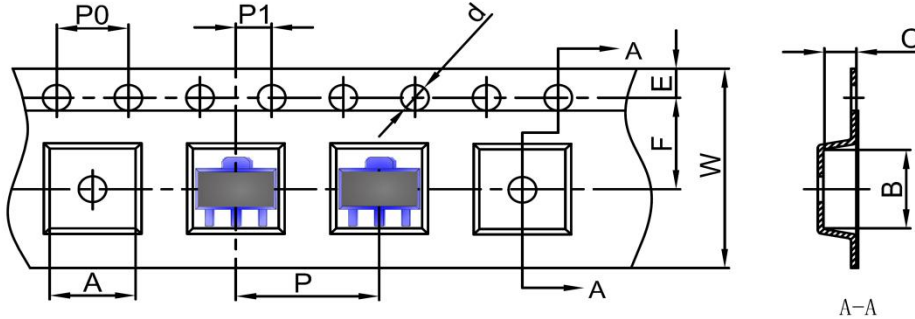
Note:

1. Controlling dimension: in millimeters
2. General tolerance: $\pm 0.05\text{mm}$
3. The pad layout is for reference purposes only

BIPOLAR TRANSISTOR (PNP)

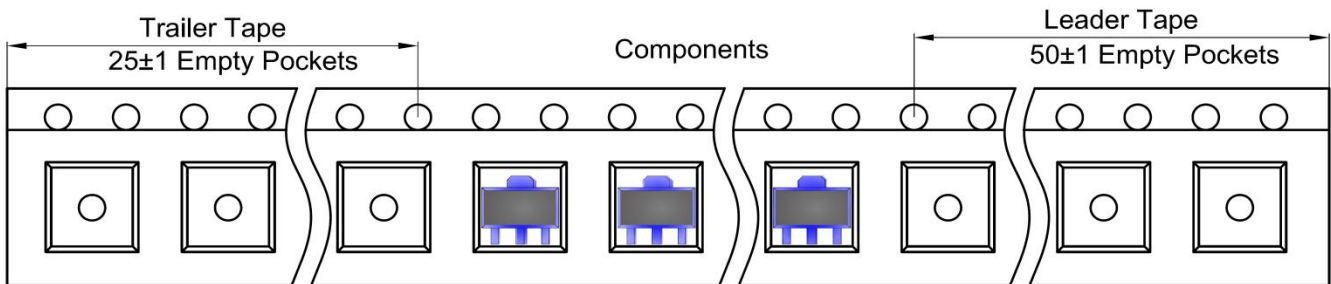
SOT-89 Tape and Reel

SOT-89 Embossed Carrier Tape

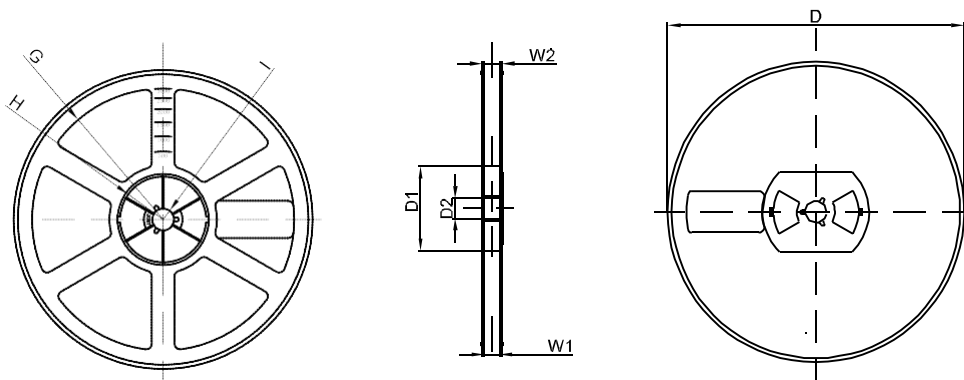


DIMENSIONS ARE IN MILLIMETER										
TYPE	A	B	C	d	E	F	P0	P	P1	W
SOT-89	4.85	4.45	1.85	Ø1.50	1.75	5.50	4.00	8.00	2.00	12.00
TOLERANCE	±0.1	±0.1	±0.1	±0.1	±0.1	±0.1	±0.1	±0.1	±0.1	±0.1

SOT-89 Tape Leader and Trailer



SOT-89 Reel



DIMENSIONS ARE IN MILLIMETER								
REEL OPTION	D	D1	D2	G	H	I	W1	W2
7" DIA	Ø178	54.40	13.00	R78	R25.60	R6.50	13.20	16.50
TOLERANCE	±2	±1	±1	±1	±1	±1	±1	±1