

ACTIVA INC.


SPECIFICATION SHEET



MODEL NO. :	A12038V2MBL-S
DESCRIPTION :	AC COOLING FAN
VERSION :	A
RELEASED DATE :	2012.10.16

APPROVED BY	PREPARED BY
<i>Clouder Hsia</i>	<i>Albert Chang</i>
2012.10.17	2012.10.16

SYMBANG



ACTIVA INC.

9F-1,472, Chung San 2nd Road, Kaohsiung 800, Taiwan, R.O.C.
Tel: 866-7-22824356 Fax: 886-7-2414287 E-Mail: info@symbang.com.tw
Web Sit: <http://www.activa.com.tw> <http://www.symbang.com.tw>

ACTIVA INC.

PRODUCT SPECIFICATION

A. General Specification

Item		Specification		Condition
1	Model No.	A12038V1MBL-S		
2	Outline Dimension	120 x 120 x 38	mm	
3	Rated Voltage	AC 230	V	
4	Operating Voltage Range	AC 185 ~245	V	
5	Start Voltage	AC 85	V	
6	Frequency	50/60	Hz	
7	Rated Current	0.08/0.07	A	At Rated Voltage, 25°C, 65% RH
8	Power Consumption	13/12.5	W	
9	Rotating Speed	2500/2400	RPM ±10%	At Rated Voltage, 25°C, 65% RH, Free Air
10	Max. Airflow	63/71	CFM	At Rated Voltage AMCA A210 Standard At Rated Current
11	Max. Static Pressure	4.9/5.4	mmH ₂ O	
12	Noise Level	35	dB(A)	At Rated Voltage Measured in a non-echo Chamber CNS 8753 Standard ISO 3744 Test Condition
13	Life	50,000hrs	at 25°C	MTBF (Mean Time Between Failures) Conf. Level 65%
14	No. of Blade	5	Blades	
15	No. of Pole	2	Poles	
16	Rotating Direction	Clockwise View From Label Side		
17	Weight	550	g	
18	Motor Type	Shaded Pole Motor		
19	Safety	Impedance Protected		

ACTIVA INC.

B. Main Materials / Parts Specification

Materials / Parts		Specification
1	Housing	Aluminum Die Casting, Painted Black
2	Blade	Thermoplastic PBT, UL94V-0
3	Bearing	Ball Bearing
4	Termination	Lead Wire
5	Connector	N/A

C. Safety Approvals

Safety Approvals	UL	TUV	
File Number	E193733	50184428	

D. Environmental Specification

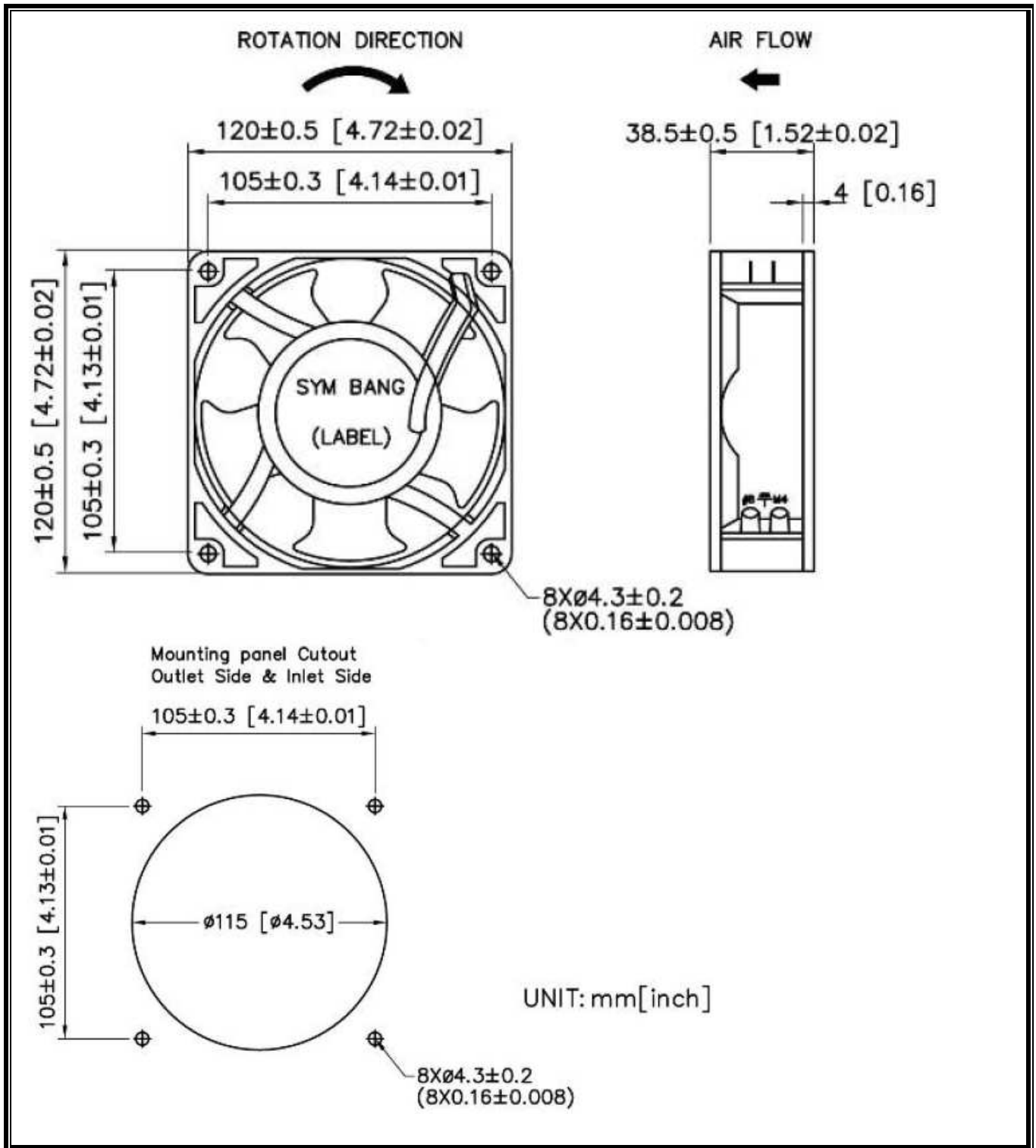
Item		Specification / Condition
1	Operating Temp. Range	Temperature : 0°C ~ + 70°C Humidity : 35% - 85% RH
2	Storage Temperature	All function shall be normal after 500 hours storage at -40°C to +70°C with a 24 hours recovery period at room temperature.
3	Humidity	After 96 hours, 95% RH, 40+/-2°C per MIL-STD-202F, method 103B humidity test, the measured data on insulation resistance and dielectric strength shall meet the specification.
4	Thermal Shock	Per MIL-STD 202F Method 107D, Condition D
5	Insulation Shock	Class A

E. Electrical Specification

Item		Specification/Condition
1	Insulation Resistance	Minimum 10MΩ Between frame and AC lead wire / terminal at 500VDC for 60 seconds
2	Dielectric Strength	Maximum leakage 5ma between frame and AC lead wire / terminal at 1.5KVAC for 1 seconds.

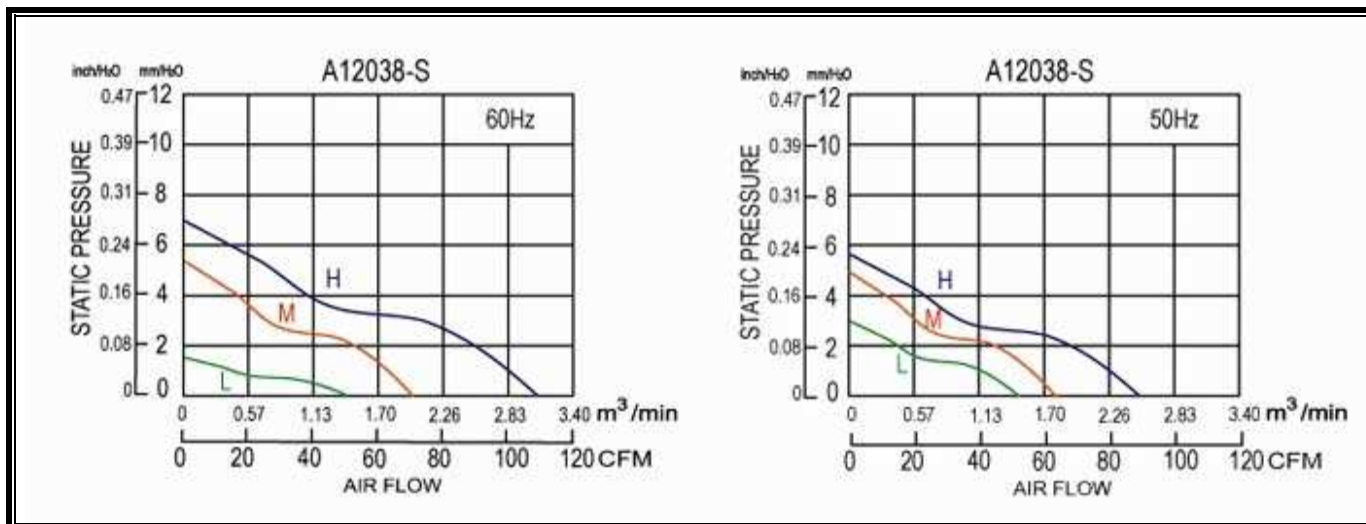
ACTIVA INC.

F. Outline Dimension



ACTIVA INC.

G. Airflow Performance



H. Notes:

- 1.1 Please do not touch and push fan blade with fingers or others, fan blade and bearings may be damaged and it causes noise defect.
- 1.2 Do not carry the fan by its lead wires.
- 1.3 If the AC fan or DC fan which with signal functions does not have the polarity protection function, the connection of the colored wires should be red + red, and black + black, or else.
- 1.4 For the models without reverse connection of polarity protection, please do not connect the lead wire in reverse.
- 1.5 Please don't install this fan in series with 2x voltage inputs. For example, if a single fan rated at 115VAC (12VDC), then don't install two of them in series with 230VAC (24VDC) input.
- 1.6 Activa Inc has reserves the right to substitute the specification without prior notice.