

PRODUCT SPECIFICATION

Model No.: FYLS-2808XXXC

Features:
<ul style="list-style-type: none"> ■ SMD Type ■ Size (mm):2.80*0.80*1.20 ■ Lens Color: Water clear. ■ Viewing Angle(2θ^{1/2}):120° ■ SMT package ■ Suitable for all SMT assembly and soldering method ■ Pb-free Reflow soldering application ■ RoHS Compliant ■ SIDE LED ■ MSL:6

Applications:
<ul style="list-style-type: none"> ■ Light Strips ■ LCD Backlight ■ Decorative lighting ■ Indicators ■ Interior automotive ■ Illuminations ■ Mobile Phones



CUSTOMER APPROVED SIGNATURES	APPROVED BY	CHECKED BY	PREPARED BY

NINGBO FORYARD OPTOELECTRONICS CO.,LTD.

Add:No. 666 Jinghua Road, Hi-tech Park, Ningbo, Zhejiang, China

Zip:315103

Tel: 0086-574-87933652 87927870 87922206

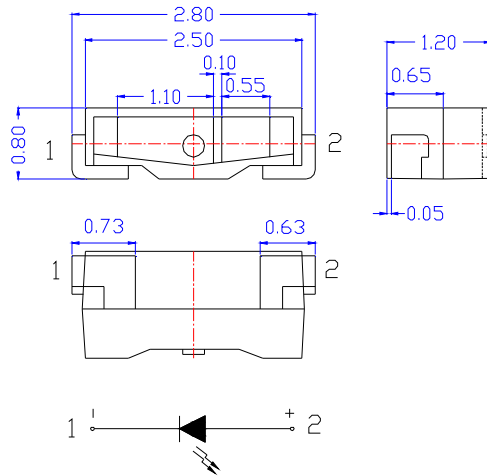
Fax: 0086-574-87927917

E-mail:Sales@foryard.com (General)

Model No.: FYLS-2808XXXC

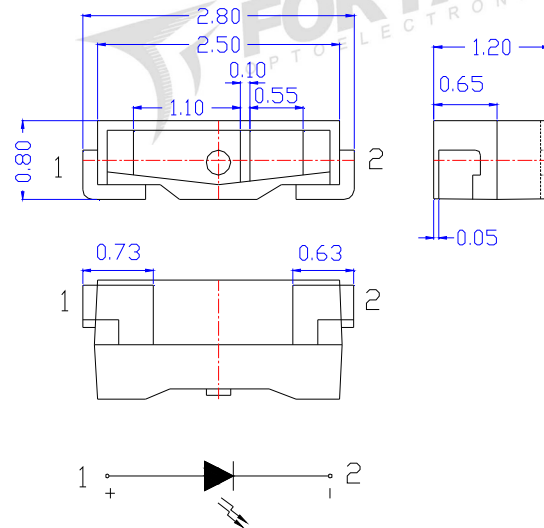
Mechanical Dimensions

● **Positive polarity**



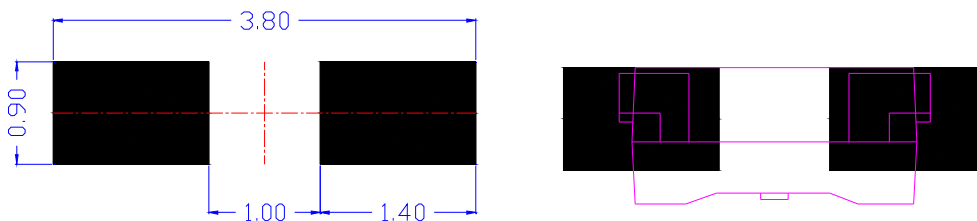
FYLS-2808SURC, FYLS-2808SUYC, FYLS-2808UGC, FYLS-2808PGC, FYLS-2808UBC

● **Reverse polarity**



FYLS-2808PURC, FYLS-2808PUYC

Recommend Soldering pad design(unit=mm)



Notes:

1. Dimension in millimeter, tolerance is ± 0.10 .
2. Angle: $\pm 5^\circ$
3. The specifications, characteristics and technical data described in the datasheet are subject to change without prior notice.
4. The drawing is different from the actual one, please refer to the sample.

Model No.: FYLS-2808XXXC

■ Absolute maximum ratings

Parameter	Symbol	MAX.		Unit
		AlGaInP	InGaN/GaN	
Power Dissipation	PD	78	100	mW
Peak Forward Current*	IFP	100	100	mA
Continuous Forward Current	IF	30	25	mA
Reverse Voltage	VR	5		V
Reverse Current (VR=5V)	IR	10		u A
Operating Temperature Range	Topr	-30~ +85		°C
Storage Temperature Range	Tstg	-40~ +90		°C

*1/10 Duty Cycle, 0.1ms Pulse Width

■ Electrical-Optical Characteristics

● Color Code & Chip Characteristics:(Test Condition:IF=20mA)

(Ta=25°C)

Model No.:	Emitting Color	Dice Material	Peak Wave	Dominant Wave			Spectral Line	Forward Voltage(VF)			Luminous Intensity (Iv) Unit:mcd		
			Length(AP) nm	Length(Ad) nm			halfwidth (Δλ1/2) nm	Unit:V			Unit:mcd		
Ultra brightness													
FYLS-2808SURC	Ultra Red	AlGaInP	630	620	625	630	20	1.60	2.00	2.40	170	---	320
FYLS-2808PURC	Ultra Red	AlGaInP	630	620	625	630	20	1.60	2.00	2.40	620	---	1250
FYLS-2808SUYC	Ultra Yellow	AlGaInP	590	588	590	594	20	1.60	2.00	2.40	170	---	320
FYLS-2808PUYC	Ultra Yellow	AlGaInP	950	588	590	594	20	1.60	2.00	2.40	400	---	980
FYLS-2808UGC	Ultra Yellow Green	AlGaInP	570	568	572	576	30	1.60	2.00	2.40	55	---	130
FYLS-2808PGC	Purea Green	InGaN/GaN	520	510	520	530	30	2.60	3.00	3.40	1550	---	3000
FYLS-2808UBC	Ultra Blue	InGaN/GaN	468	465	470	475	30	2.60	3.00	3.40	320	---	780

■ Material

Item	Reflector	Wire	Encapsulate
Material	PPA	Gold	Silicone

Note:

- 1.Luminous Intensity is based on the Foryard standards.
- 2.Pay attention about static for InGaN

Model No.: FYLS-2808XXXC

■ The Luminous Intensity Grade of Products(Unit: mcd) ;Test Condition: If=20mA,Ta=25°C

A00	A01	A02	A03	A04	A05	A06	A07	A08	A09	A10	A11
1.00	15.00	20.00	25.00	35.00	45.00	55.00	65.00	80.00	100.00	130.00	170.00
15.00	20.00	25.00	35.00	45.00	55.00	65.00	80.00	100.00	130.00	170.00	200.00
A12	A13	A14	A15	A16	A17	A18	A19	A20	A21	A22	A23
200.00	250.00	320.00	400.00	500.00	620.00	780.00	980.00	1250.00	1550.00	1950.00	2500.00
250.00	320.00	400.00	500.00	620.00	780.00	980.00	1250.00	1550.00	1950.00	2500.00	3000.00
A24	A25	A26	A27	A28	A29	A30	A31	A32	A33		
3000.00	3800.00	4700.00	5860.00	7300.00	9200.00	11600.00	14800.00	18500.00	23100.00		
3800.00	4700.00	5860.00	7300.00	9200.00	11600.00	14800.00	18500.00	23100.00	28800.00		

Tolerance of measurement of luminous intensity is ±15%

■ Forward Voltage Grade of Products (Unit: V); Test Condition: If=20mA,Ta=25°C

1	2	3	4	5	6	7	8	9	10	11	12
1.60	1.80	2.00	2.20	2.40	2.60	2.80	3.00	3.20	3.40	3.60	3.80
1.80	2.00	2.20	2.40	2.60	2.80	3.00	3.20	3.40	3.60	3.80	4.00

Tolerance of measurement of forward voltage is ±0.1V

Model No.: FYLS-2808XXXC

■ Dominate Wavelength Grade of Products (Unit: nm); Test Condition: If=20mA, Ta=25°C

Red/Ultra Red							
UR							
R01	R02	R03	R04	R05	R06	R07	R08
620.00	625.00	630.00	635.00	640.00	645.00	650.00	655.00
625.00	630.00	635.00	640.00	645.00	650.00	655.00	660.00

Yellow /Ultra Yellow				
Y/UY				
Y01	Y02	Y03	Y04	Y05
586.00	588.00	590.00	592.00	594.00
588.00	590.00	592.00	594.00	596.00

Yellow Green/ Ultra Yellow Green			
G/UG			
YG01	YG02	YG03	YG04
568.00	570.00	572.00	574.00
570.00	572.00	574.00	576.00

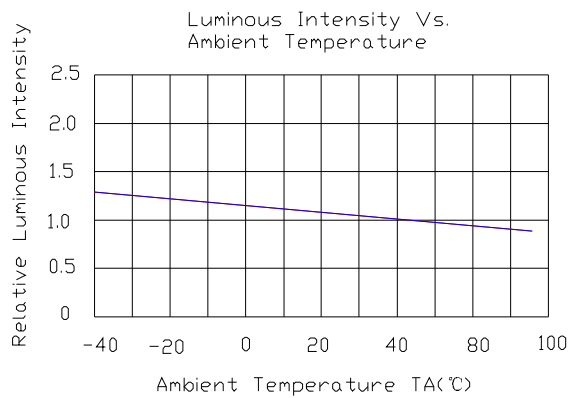
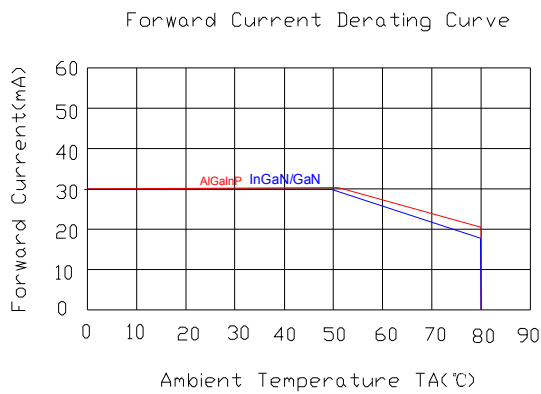
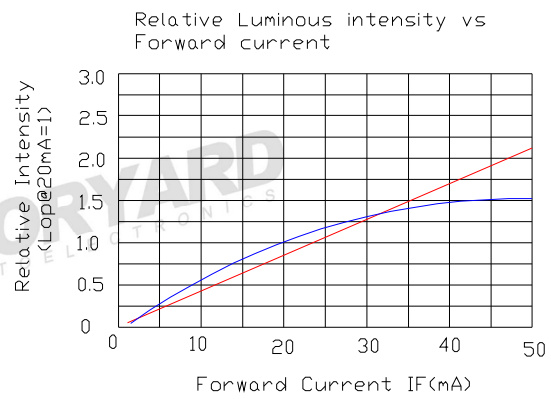
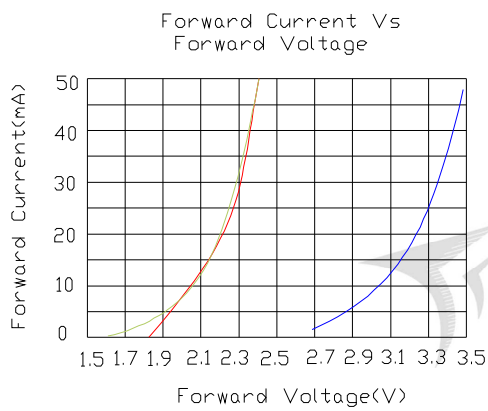
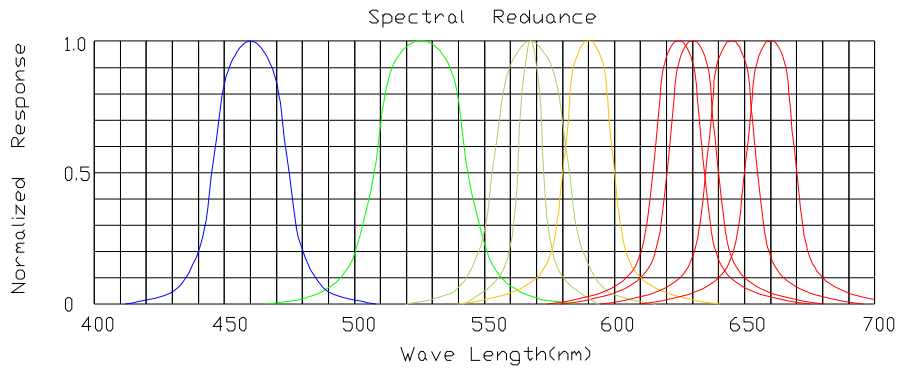
Purea Green							
PG							
PG01	PG02	PG03	PG04	PG05	PG06	PG07	PG08
510.00	512.50	515.00	517.50	520.00	522.50	525.00	527.50
512.50	515.00	517.50	520.00	522.50	525.00	527.50	530.00

Ultra Blue									
UB									
B01	B02	B03	B04	B05	B06	B07	B08	B09	B10
450.00	452.50	455.00	457.50	460.00	462.50	465.00	467.50	470.00	472.50
452.50	455.00	457.50	460.00	462.50	465.00	467.50	470.00	472.50	475.00

Tolerance for each Dominate Wavelength bin is ±1nm

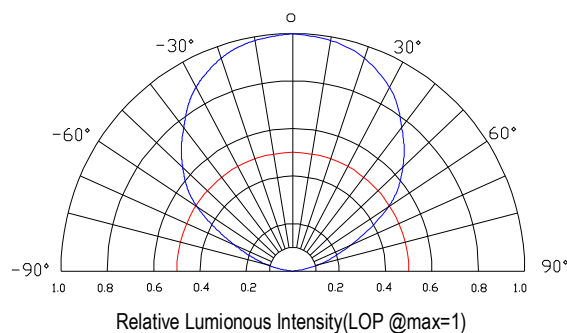
Model No.: FYLS-2808XXXC

Electrical-Optical Characteristics-



NOTE:25°C free air temperature unless otherwise specified

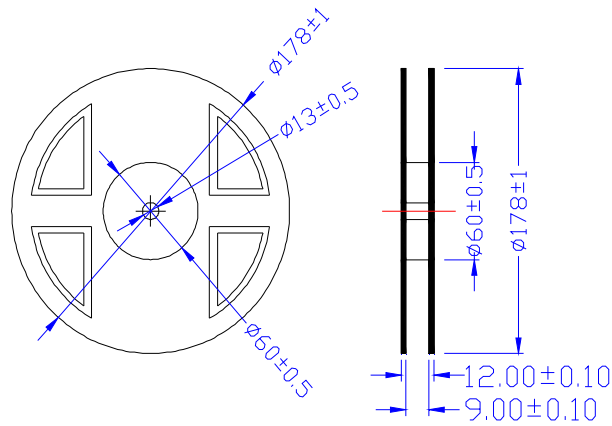
Radiation pattern-



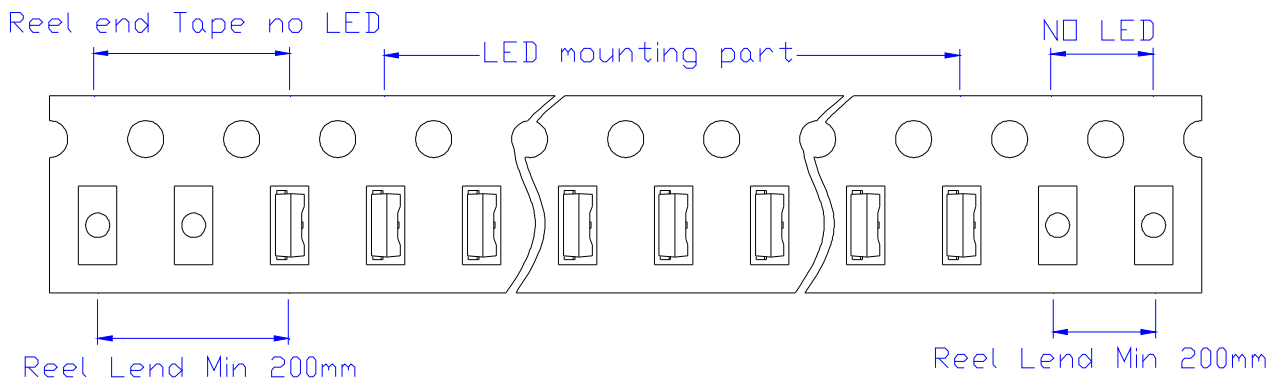
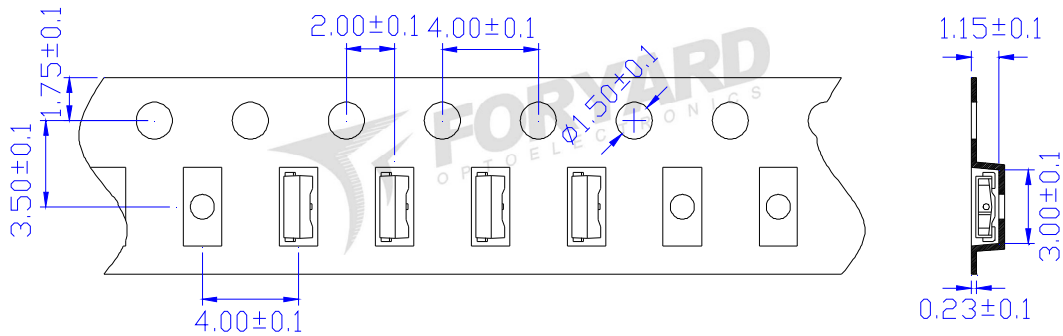
Model No.: FYLS-2808XXXC

Package-

1. Reel Dimension



2. Tape Dimension



FYLS-2808SURC, FYLS-2808SUYC, FYLS-2808UGC, FYLS-2808PGC, FYLS-2808UBC

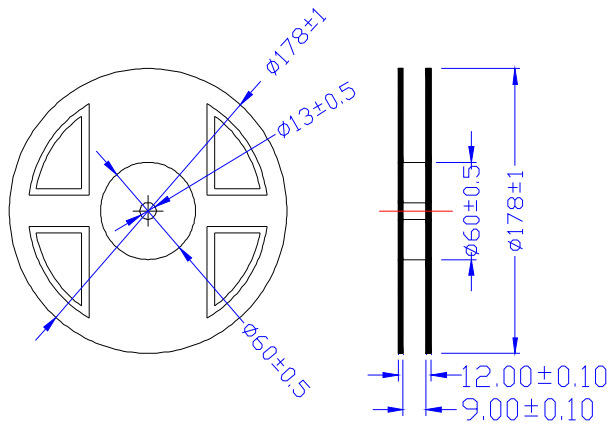
Notice:

1. Tolerance unless mentioned is $\pm 0.2\text{mm}$

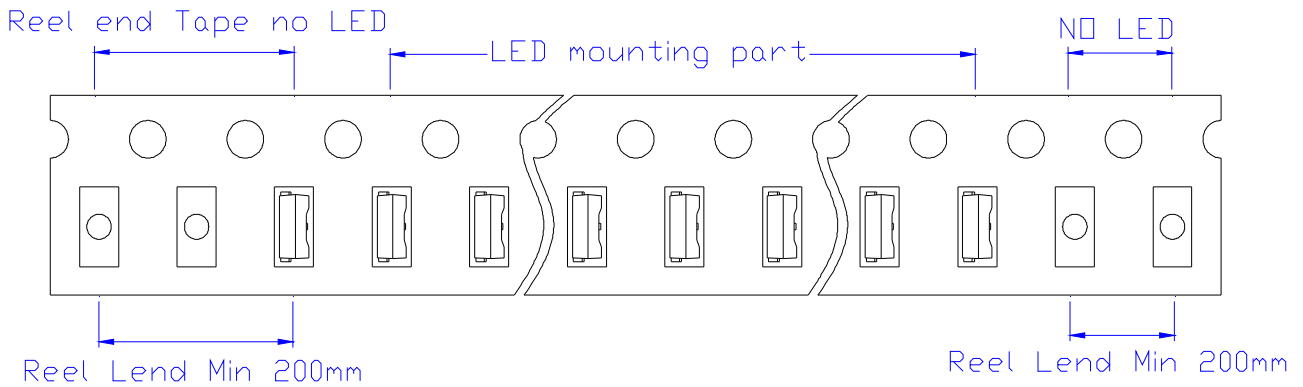
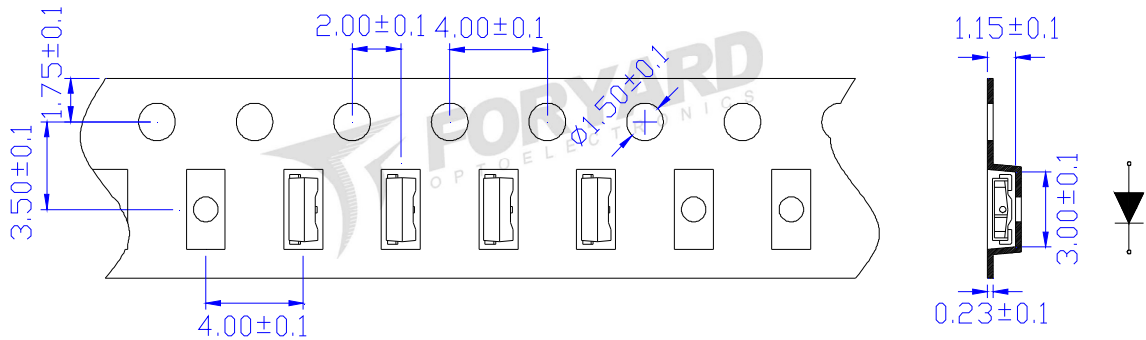
Model No.: FYLS-2808XXXC

■ **Package-**

1. Reel Dimension



2. Tape Dimension



FYLS-2808PURC, FYLS-2808PUYC

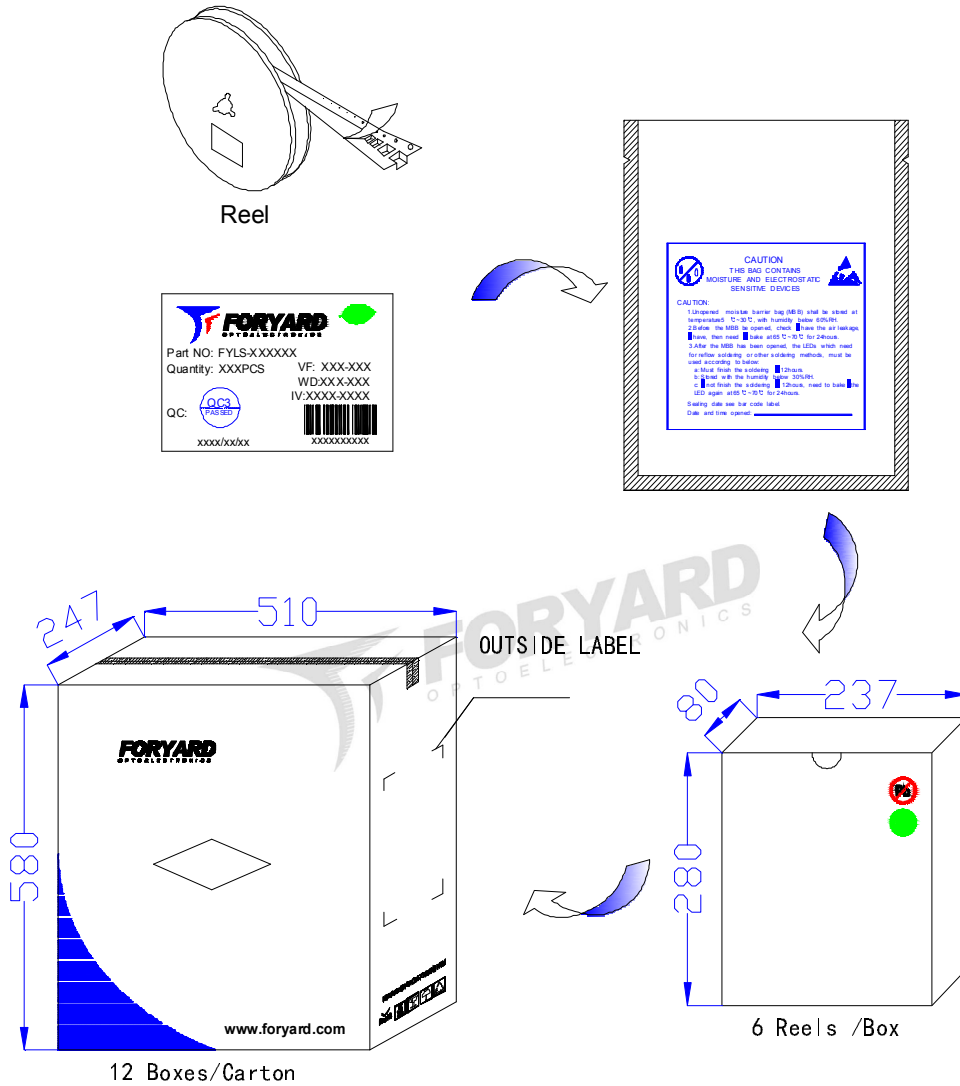

Notice:

1. Tolerance unless mentioned is $\pm 0.2\text{mm}$

Model No.:	FYLS-2808XXXC
Date / Rev.	2022.01.21 / C

Model No.: FYLS-2808XXXC

3. Packing Diagram

LED


PN : FYLS-XXXXXXXXXX



Qty: XXXXX PCS

Date : XXXX/XX/XX

GW : XX. XX KG

NW : XX. XX KG


XXXXXXXXXX

OUTSIDE LABEL

Notice:

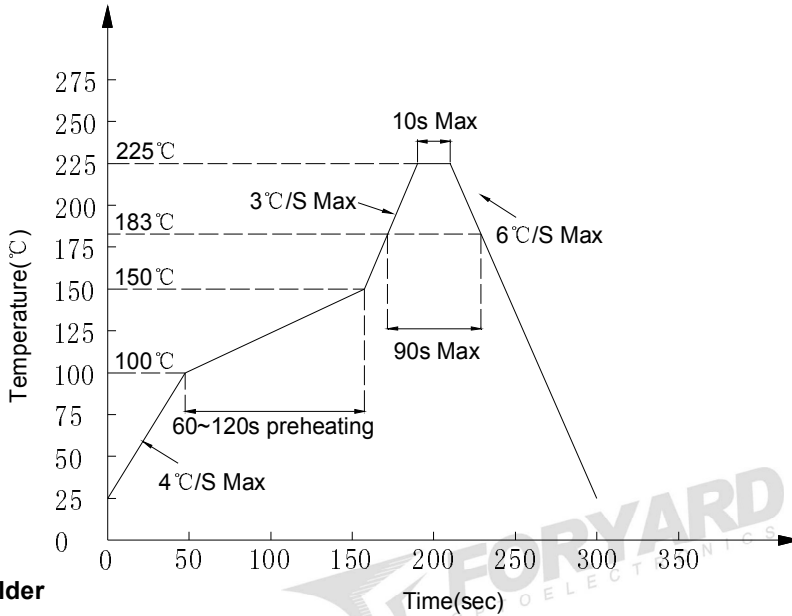
- 1.Quantity:4000 PCS/Reel
- 2.The specifications are subject to change without notice. Please contact us for updated information.

Model No.: FYLS-2808XXXC

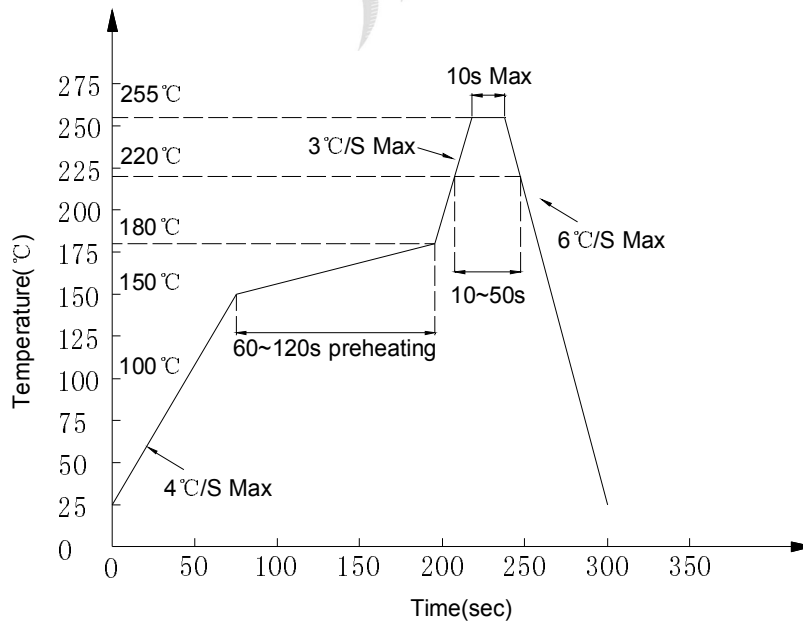
■ Soldering Characteristics-

● Reflow Soldering

● Lead Solder



● Lead-free Solder



Notes:

1. Although the recommended soldering conditions are specified in above table, reflow or hand soldering at the lowest possible temperature is desired for the LEDs.
2. A rapid-rate process is not recommended for cooling the LEDs down from the peak temperature.
3. All temperatures refer to solder Pad.

● Hand Soldering


Soldering temperature	300°C Max. (25W Max.)	One time only
Soldering time	5 ±1sec	

Model No.: FYLS-2808XXXC


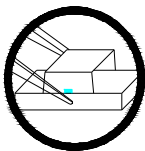
■ Handling of Silicone Resin LEDs-

● Handling Indications

When handling the product, do not touch it directly with bare hands as it may contaminate the surface and affect on optical characteristics. In the worst cases, excessive force to the product might result in catastrophic failure due to package damage and/or wire breakage.

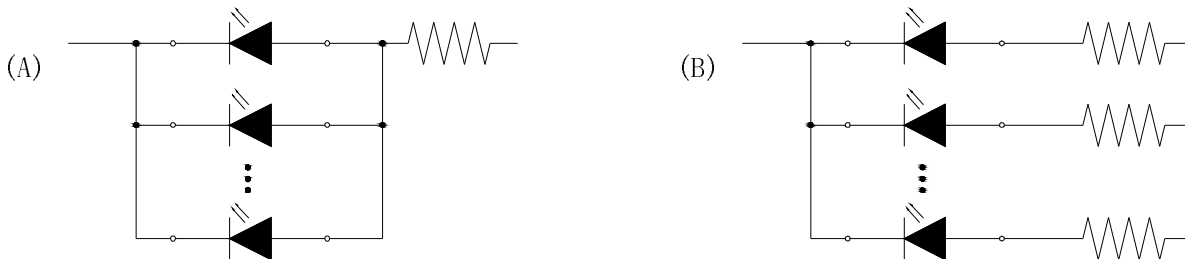


When handling the product with tweezers, LEDs should only be handled from the side and make sure that excessive force is not applied to the resin portion of the product. Failure to comply can cause the resin portion of the product to be cut, chipped, delaminated and/or deformed, and wire to be broken, and thus resulting in catastrophic failure.



■ Recommended circuit-

• In designing a circuit, the current through each LED must not exceed the absolute maximum rating specified for each LED. It is recommended to use Circuit B which regulates the current flowing through each LED. In the meanwhile, when driving LED with a constant voltage in Circuit A, the current through the LEDs may vary due to the variation in forward voltage (VF) of the LEDs. In the worst case, some LED may be subjected to stresses in excess of the absolute maximum rating.



• This product should be operated in forward bias. A driving circuit must be designed so that the product is not subjected to either forward or reverse voltage while it is off. In particular, if a reverse voltage is continuously applied to the product; such operation can cause migration resulting in LED damage.

■ Storage-

● Storage Conditions

1. Unopened moisture barrier bag (MBB) shall be stored at temperature below 5°C~30°C, with humidity below 60%RH.
2. Before the MBB be opened, check if have the air leakage, if have, then need to bake at 65°C~70°C for 24hours.
3. After the MBB has been opened, the LEDs which need for reflow soldering or other soldering methods, must be used according to below:
 - a: Must finish the soldering in 12hours
 - b: Stored with the humidity below 30%RH
 - c: If not finish the soldering in 12hours, need to bake the LED again at 65°C~70°C for 24hours