



Approved by:
Checked by:
Issued by:

SPECIFICATION

MODEL: 6AW3433920M0TO3975005

深圳市晶科鑫实业有限公司

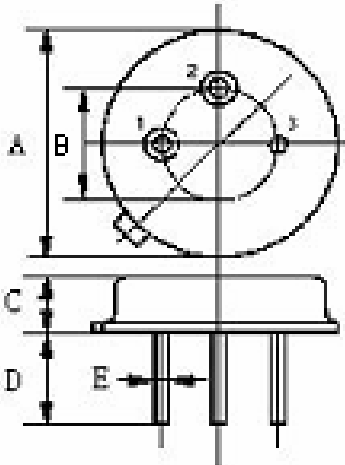
SHENZHEN CRYSTAL TECHNOLOGY INDUSTRIAL CO., LTD.

Add: RM#1805, East Wing, TianAn Hi-tech Plaza Phase2, TianAn Cyber Park Shenzhen, China
Tel: (86) 755 88352809 88352810 Fax: (86) 755 88353718 88352499
E-mail: jolly@q-crystal.com HTTP://www.q-crystal.com

The HPR433A is a true one- port , surface- acoustic- wave(SAW) resonator in a low- profile TO-39 case.

It provides reliable , fundamental- mode , quartz frequency stabilization of fixed- frequency transmitters operating at 433.920 MHz.

1. Package Dimension (TO-39)



Pin	Connection
1	Terminal1
2	Terminal2
3	Case Ground

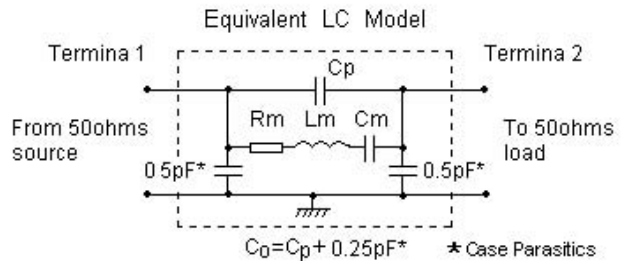
Dimensions	Data (unit: mm)
A	9.30±0.20
B	5.08±0.10
C	3.40±0.20
D	3±0.20 5±0.20
E	0.45±0.20

2. Marking

HP
R433A

Color: Black or Blue

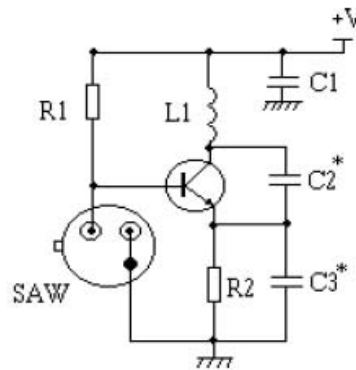
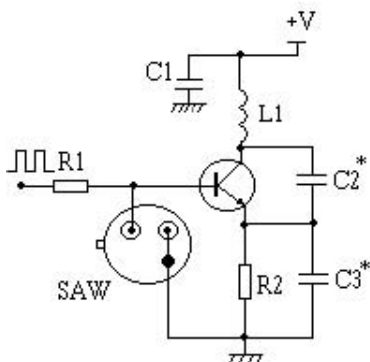
3. Equivalent LC Model and Test Circuit



4. Typical Application Circuit

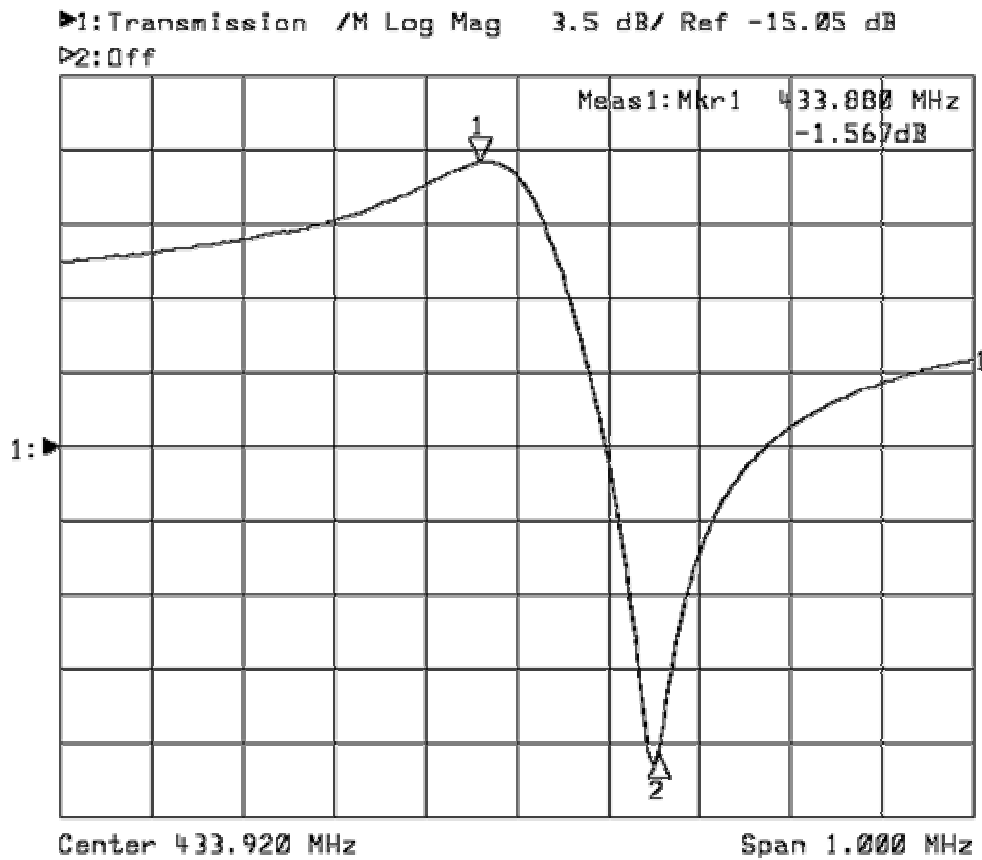
1) Typical Low-Power Transmitter Application

2) Typical Local Oscillator Application

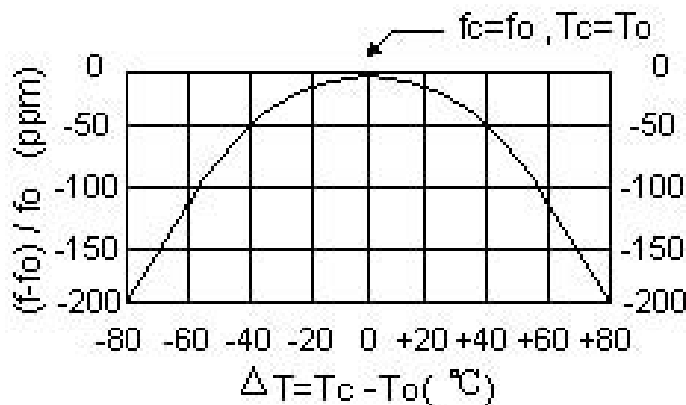




5. Typical Frequency Response



6. Temperature Characteristics



The curve shown above accounts for resonator contribution only and does not include oscillator temperature characteristics.



7. Performance

7-1. Maximum Rating

Rating	Value	Units
CW RF Power Dissipation	+10	dBm
DC Voltage Between Any Two Pins	±30V	VDC
Case Temperature	-40 to +85	°C

7-2. Electronic Characteristics

Characteristic		Sym	Minimum	Typical	Maximum	Units
Center Frequency (+25°C)	Absolute Frequency	f_c	433.845		433.995	MHz
	Tolerance from 433.920 MHz	Δf_c		±75		kHz
Insertion Loss		I_L		1.5	1.8	dB
Quality Factor	Unloaded Q	Q_U		11274		
	50 Ω Loaded Q	Q_L		1800		
Temperature Stability	Turnover Temperature	T_o	25	40	55	°C
	Turnover Frequency	f_o		f_c		kHz
	Frequency Temperature Coefficient	FTC		0.037		ppm/°C
Frequency Aging Absolute Value during the First Year		$ f_A $		≤10		ppm/yr
DC Insulation Resistance Between Any Two Pins			1.0			MΩ
RF Equivalent RLC Model	Motional Resistance	R_M		19	23	Ω
	Motional Inductance	L_M		78.605		μH
	Motional Capacitance	C_M		1.7132		fF
	Pin 1 to Pin 2 Static Capacitance	C_o		1.9		pF



CAUTION: Electrostatic Sensitive Device. Observe precautions for handling !

NOTES:

- Frequency aging is the change in f_c with time and is specified at +65°C or less. Aging may exceed the specification for prolonged temperatures above +65°C. Typically, aging is greatest the first year after manufacture, decreasing in subsequent years.
- The center frequency, f_c , is the frequency of minimum IL with the resonator in the specified test fixture in a 50 Ω test system with VSWR ≤ 1.2 : 1. Typically, $f_{oscillator}$ or $f_{transmitter}$ is less than the resonator f_c .
- Typically, equipment utilizing this device requires emissions testing and government approval, which is the responsibility of the equipment manufacturer.
- Unless noted otherwise, case temperature $T_c = +25°C \pm 2°C$.
- The design, manufacturing process, and specifications of this device are subject to change without notice.
- Derived mathematically from one or more of the following directly measured parameters: f_c , I_L , 3 dB bandwidth, f_c versus T_c , and C_o .
- Turnover temperature, T_o , is the temperature of maximum (or turnover) frequency, f_o . The nominal frequency at any case temperature, T_c , may be calculated from: $f = f_o [1 - FTC(T_o - T_c)]$. Typically, *oscillator* T_o is 20° C less than the specified resonator T_o .
- This equivalent RLC model approximates resonator performance near the resonant frequency and is provided for reference only. The capacitance C_o is the measured static (nonmotional) capacitance between either pin 1 and ground or pin 2 and ground. The measurement includes case parasitic capacitance with a floating case. For usual grounded case applications (with ground connected to either pin 1 or pin 2 and to the case), add approximately 0.25 pF to C_o .

Add: RM#1805, East Wing, TianAn Hi-tech Plaza Phase2, TianAn Cyber Park Shenzhen, China
 Tel: (86) 755 88352809 88352810 Fax: (86) 755 88353718 88352499
 E-mail: jolly@q-crystal.com HTTP://www.q-crystal.com