

## 44W DALI + PUSH Dimming power supply



### Features

- Class II, SELV, independent
- Input Voltage 220-240VAC
- Protections: SCP/OLP/OVP
- Power Factor > 0.95
- Efficiency ≥86%
- 2 Slots
- 5 years warranty
- Support DALI-2, Push Dimming

### Applications

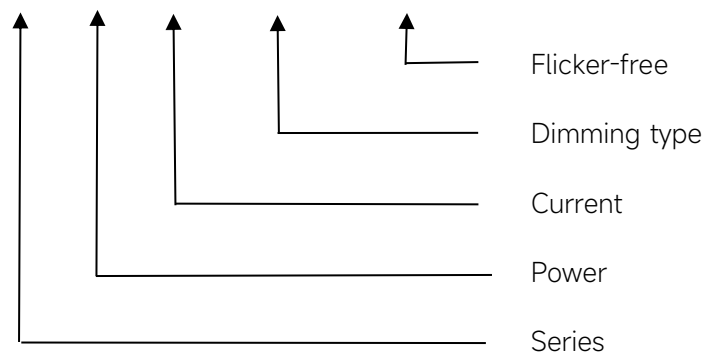
- LED panel, down light

### ◆ Description

FLS-44-1050 DALI-2 LS1 is a 44W constant current, 2 slots LED driver with 700 to 1050mA output current and a forward voltage range from 9 to 52Vdc. The output current is adjustable by DIP Switch. With its dimensions from 180 x 80 x 30mm it is easy to integrate in LED Panel and down light products. To ensure trouble-free operation, protection is provided against output short circuit and over Load.

### ◆ Model code

FLS-44-1050 DALI-2 LS1



## ◆ Specification

Output	Constant Current (mA)	700	750	800	850	900	950	1000	1050
	Voltage Range (VDC)	9-52			9-49		9-46	9-44	9-42
	Unload voltage Max.	60VDC							
	Current Accuracy	±5%							
	Output HF current ripple(≥1KHz)	±10%							
	Output LF current ripple(≤120Hz)	±3%							
	SVM	≤0.4							
	P <sub>st</sub>	≤1							
	Efficiency(Typ.)	86%							
Input	Rated input voltage	220-240VAC							
	Range of input voltage	198-264VAC							
	Rated input voltage(DC)	198-280VDC							
	Frequency(Hz)	0/50/60 Hz							
	Displacement factor	≥0.9							
	Power Factor	>0.95							
	Input Current	0.34A							
	Start-up time	< 0.6S							
	No Load Power	≤0.5W							
	Standby Power	≤0.5W							
	Network standby power	≤0.5W							
	THD (Typ.)	<10%							
Dimming	Dimming	YES							
	Dimming mode	DALI-2 (IEC 62386-101,102,207) & Push							
	Dimming depth	1%							
	Dimming current range	1 ~100%							
Protection	Over Load Protection	103-120%							
		YES/Latch off							
	Over Voltage Protection	> 60VDC							
		YES/Latch off							
Environment	Short circuit Protection	YES/Latch off							
	Over Temperature Protection	YES/Auto Resume							
	Operating Temperature	-20°C~-+50°C							
	Humidity	20%-90%RH							
	Tc	85°C							
Surface	Storage Temperature	-25°C~-+60°C							
	Lifetime	>50000h,@Tc=80°C							
Surface	Dimension	180x80x30 mm							

standards	EN 61347-1; EN61347-2-13; EN62384; EN55015; EN61000-3-2 ; EN61000-3-3; EN 61547;		
Others	ErP	EU 2019/2020	
	RoHS	RoHS (2011/65/EU) (EU)2015/863	
Note	1.All parameters NOT specially mentioned are measured at 230VAC input , full load and 25°C of ambient temperature. 2.Ripple & Noise are measured at 20MHz of bandwidth by using a 300mm twisted pair-wire terminated with a 0.1uF & 47 uF parallel capacitor. 3.The DC input for this product is only used for emergency lighting and applies to functional and safety requirements, EMC is not considered.		

## ◆ Parameter

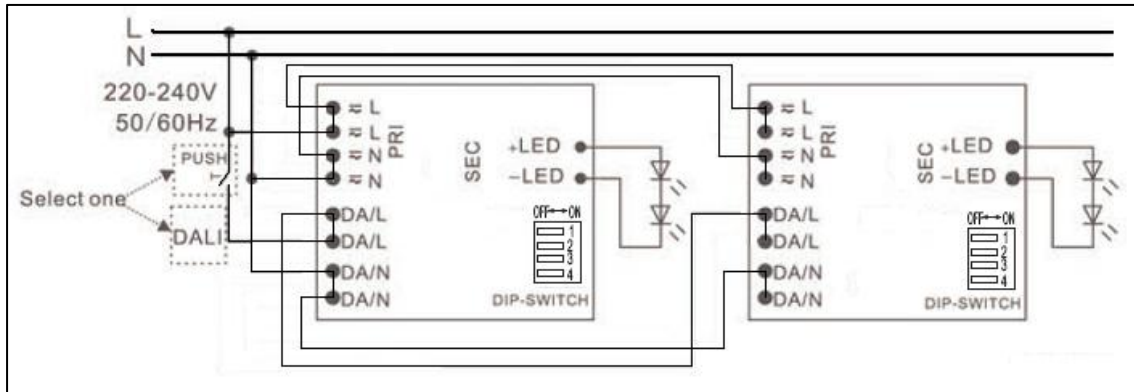
Number	Output	Switch position		
	Current(mA)	1	2	3
1	700	--	--	--
2	750	ON	--	--
3	800	--	ON	--
4	850	ON	ON	--
5	900	--	--	ON
6	950	ON	--	ON
7	1000	--	ON	ON
8*	1050	ON	ON	ON

\* Factory default

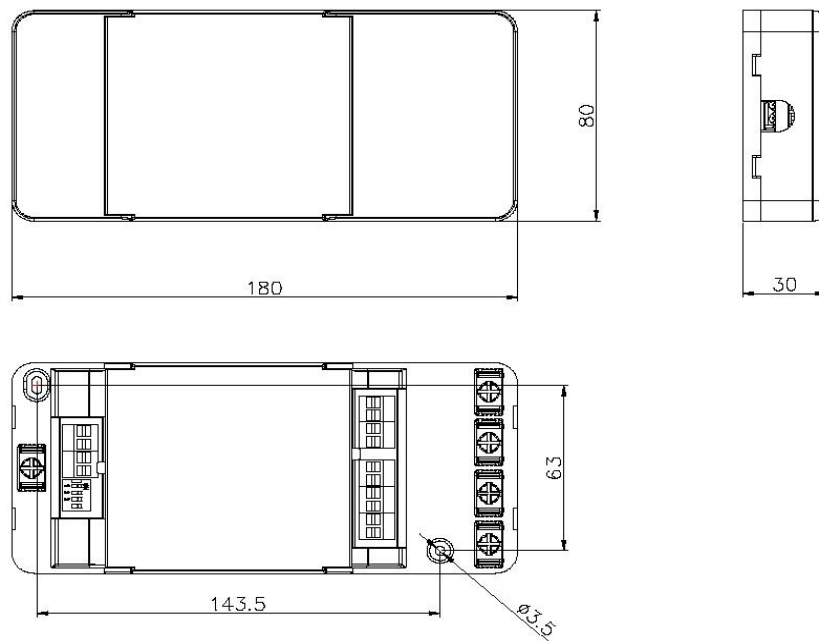
## ◆ Circuit Breaker

I <sub>peak</sub>	T <sub>width</sub>	B10	B16	B20	C10	C16	C20
8.68A	35.6μs	23pcs	37pcs	47pcs	23pcs	37pcs	47pcs

## ◆ Wiring diagram



## ◆ 2D diagram

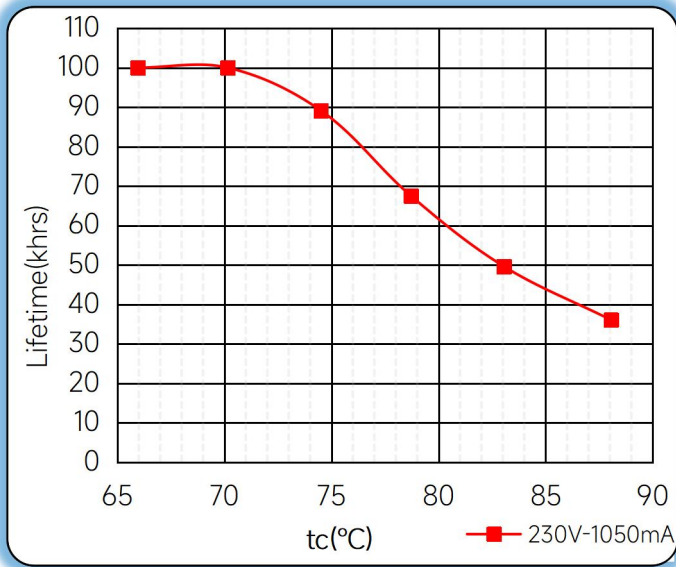


## ◆ Wiring & Connections

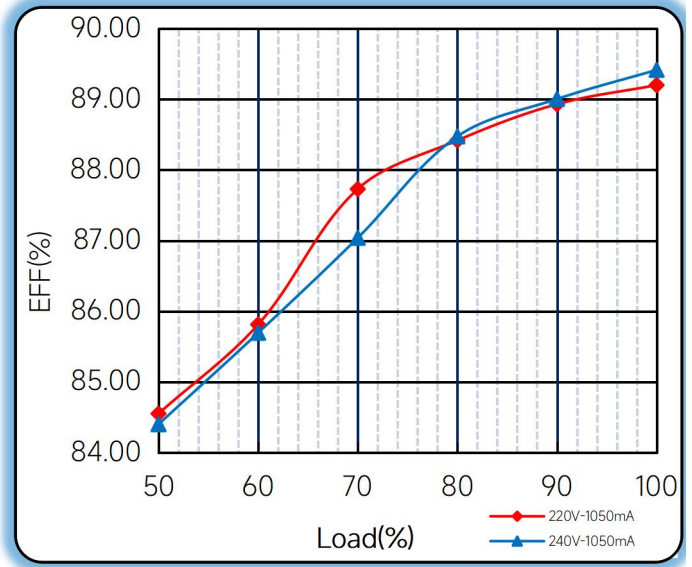
Specification item		Value (Unit )
Input	Input wire cross-section	0.5...2.5 mm <sup>2</sup>
	Input wire gauge.	16...20 AWG
	Input wire strip length	8...9mm
Output	Output wire cross-section	0.5...1.5 mm <sup>2</sup>
	Output wire gauge.	16...20 AWG
	Output wire strip length	8...9mm

## ◆ Curve for FLS-44-1050 DALI-2 LS1, $I_o=1050mA$

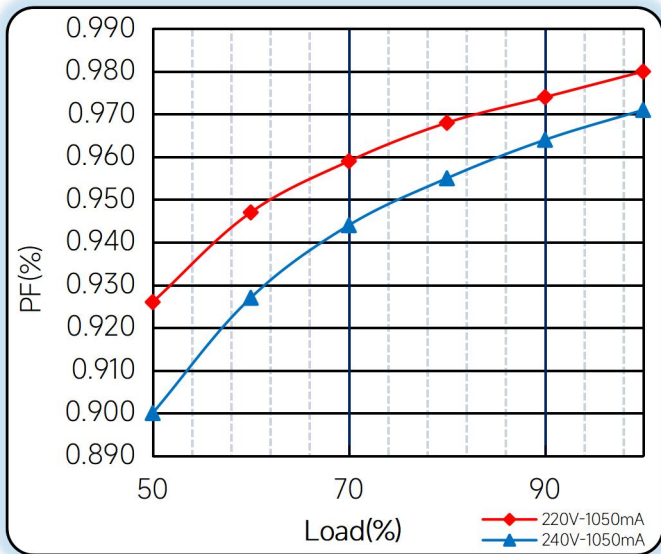
### Lifetime vs. Temperature Curve



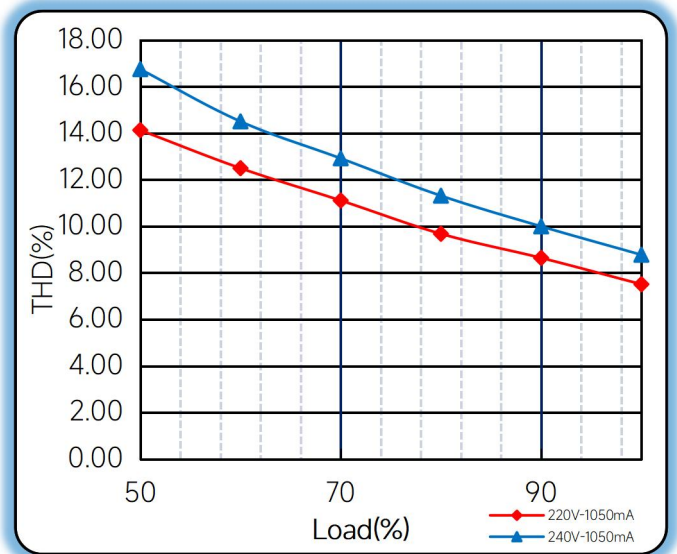
### Efficiency vs. Load



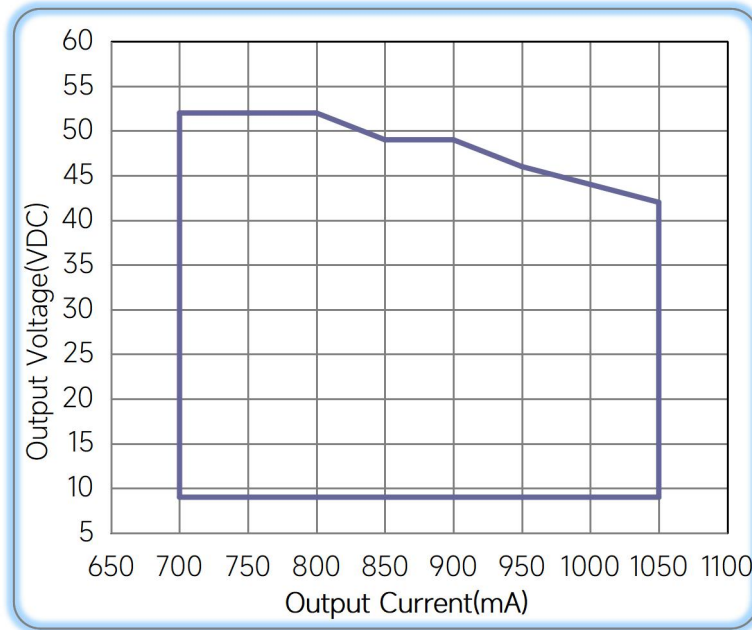
### Power Factor Characteristics



### THD vs. Load



◆ **Operating window**



— Operating window 100%

◆ **Revision Updates**

ITEM	BEFORE	AFTER	VERSION	DATE
Initial			A	2022/05/04

Tel: +86-0757-86256822, +86-0757-86256831

E-mail: sales@eaglerise.com

Website : <https://lighting.eaglerise.com>



EAGLERISE



Manual