

# J Series® 2835 3-V Horticulture White LEDs



## PRODUCT DESCRIPTION

J Series® 2835 3-V Horticulture White LEDs provide the industry's highest Horticulture White efficiency (PPF/W) available in the industry-standard 2835 package. Targeted to standard lighting CCT and CRI values, 2835 3-V Horticulture White LEDs provide excellent Horticulture White performance in environments where human comfort and color perception are required.

## FEATURES

- Industry-compatible size : 2.8 x 3.5 x 0.7 mm
- 3-V configuration
- Flux and chromaticity binned at 25 °C
- 6500 K–2700 K ANSI CCTs available
- 70, 80 & 90 CRI minimum available
- RoHS and REACH compliant
- UL® recognized component (E495478)

## PRODUCT SUMMARY

Product	Power Class	Test Temperature	Test Current	Typical Forward Voltage	6500 K, 70 CRI		Maximum Current
					Typical PPF*	Typical PPF/W*	
JB2835B 3-V G Class Horticulture White	0.2 W	25 °C	55 mA	2.67 V	0.46 µmol/s	3.14 µmol/J	480 mA

PPF values are calculated from luminous flux values and are for reference only



J Series® Products are sold exclusively by Cree Venture LED Company Limited (“Cree Venture”), regardless of geography. Any orders for J Series Products that are submitted to Cree LED or any of its other subsidiaries will be directed to Cree Venture for acknowledgment and order fulfillment.

**Cree LED / 4001 E. Hwy. 54, Suite 2000 / Durham, NC 27709 USA / +1.919.313.5330 / [www.cree-led.com](http://www.cree-led.com)**

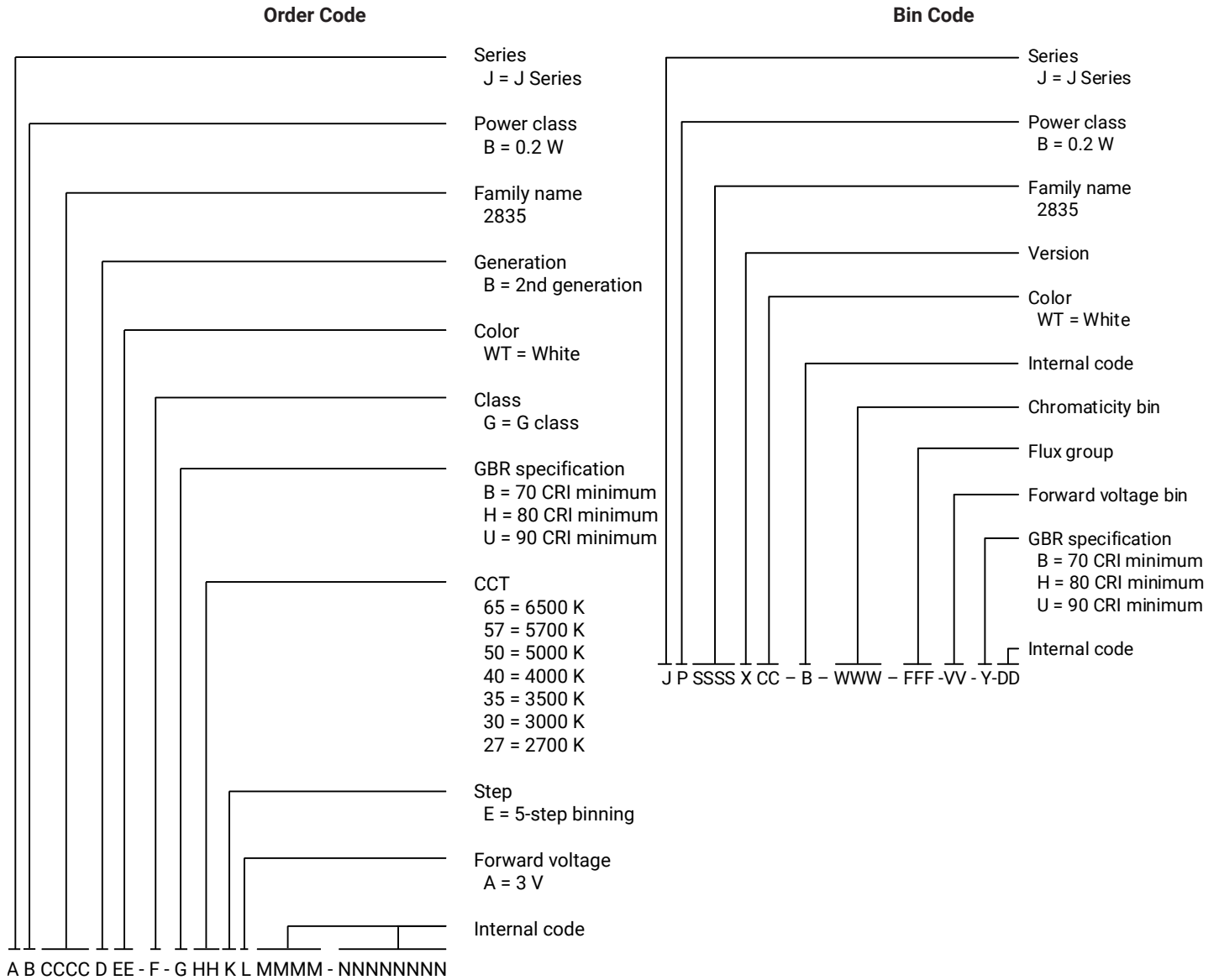
**TABLE OF CONTENTS**

---

Order Code & Bin Code Formats .....	3
Characteristics .....	4
Operating Limits.....	4
Order Codes.....	5
Relative Luminous Flux vs. Current.....	6
Electrical Characteristics.....	6
Relative Chromaticity vs. Current.....	7
Relative Chromaticity vs. Temperature.....	7
Relative Luminous Flux vs. Junction Temperature.....	8
Relative Spectral Power Distribution .....	9
Typical Spatial Distribution.....	10
Performance Groups - Luminous Flux .....	11
Performance Groups - Forward Voltage.....	11
Performance Groups - Chromaticity .....	12
Reflow Soldering Characteristics.....	20
Notes .....	21
Mechanical Dimensions .....	23
Tape & Reel.....	24
Packaging.....	26

## ORDER CODE & BIN CODE FORMATS

Order codes and bin codes for J Series 2835 Horticulture White LEDs are configured in the following manner:

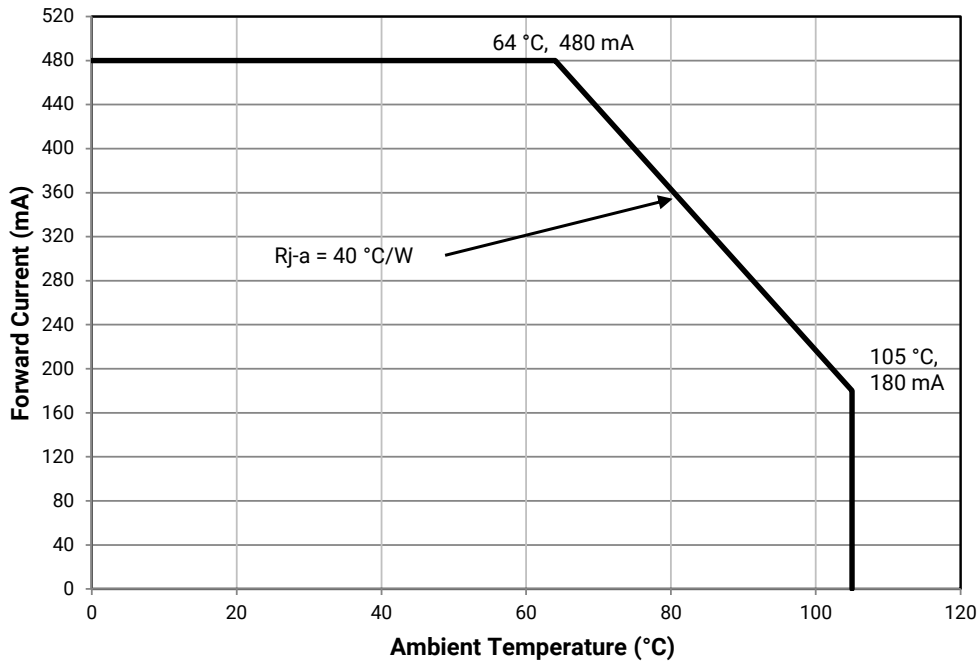


## CHARACTERISTICS

Characteristics	Unit	Minimum	Typical	Maximum
Thermal resistance, junction to solder point	°C/W		7.6	
Viewing angle (FWHM)	degrees		120	
Temperature coefficient of voltage	mV/°C		-0.9	
ESD withstand voltage (JEDEC JS-001-2012)			Class 2	
DC forward current	mA			480
Reverse voltage	V			5
Forward voltage (@ 55 mA, 25 °C)	V		2.67	2.8
LED junction temperature	°C			125
Operating temperature	°C	-40		105

## OPERATING LIMITS

The maximum forward current is determined by the thermal resistance between the LED junction and ambient.



**ORDER CODES** ( $I_f = 55 \text{ mA}$ ,  $T_j = 25 \text{ °C}$ )

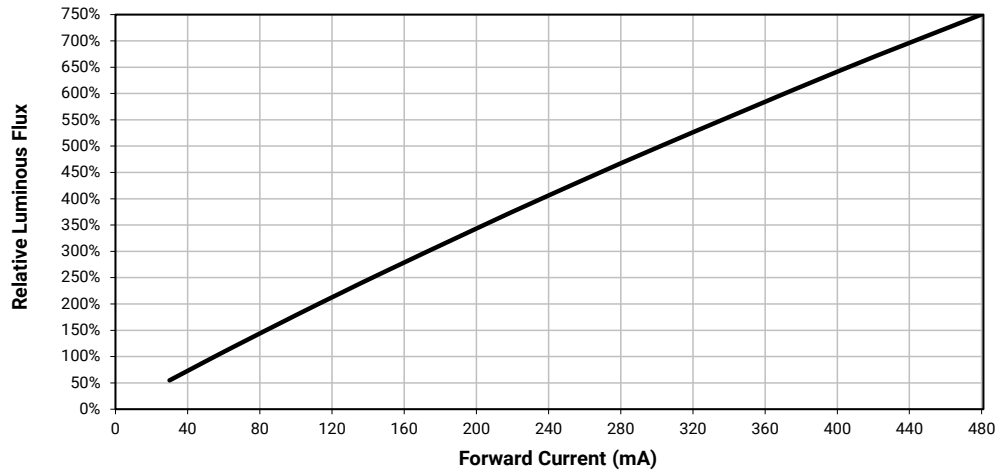
The following table provides order codes for J Series JB2835B 3-V G Class Horticulture White LEDs. For a complete description of the order code nomenclature, please see the Order Code and Bin Code Formats section (page 3). For definitions of the chromaticity kits, please see the Performance Groups - Chromaticity section (page 12).

Nominal CCT	Minimum CRI	Minimum Flux (lm) @ 25 °C	Typical Flux (lm) @ 25 °C	Typical Luminous Efficacy (lm/W)	Typical PPF* (μmol/s)	Typical PPF/W* (μmol/J)	Order Code
6500 K	70	31.0	33.7	229	0.46	3.14	JB2835BWT-G-B65EAHGRO-N00A0001
	80	29.0	32.0	218	0.45	3.09	JB2835BWT-G-H65EAHGRO-N00A0001
	90	25.0	27.5	187	0.44	2.98	JB2835BWT-G-U65EAHGRO-N00A0001
5700 K	70	31.0	33.8	230	0.45	3.10	JB2835BWT-G-B57EAHGRO-N00A0001
	80	29.0	32.1	219	0.45	3.04	JB2835BWT-G-H57EAHGRO-N00A0001
	90	25.0	27.6	188	0.43	2.92	JB2835BWT-G-U57EAHGRO-N00A0001
5000 K	70	31.0	33.8	230	0.45	3.04	JB2835BWT-G-B50EAHGRO-N00A0001
	80	29.0	32.1	219	0.44	2.97	JB2835BWT-G-H50EAHGRO-N00A0001
	90	25.0	27.6	188	0.42	2.86	JB2835BWT-G-U50EAHGRO-N00A0001
4000 K	70	31.0	33.8	230	0.44	2.97	JB2835BWT-G-B40EAHGRO-N00A0001
	80	29.0	32.1	219	0.44	2.97	JB2835BWT-G-H40EAHGRO-N00A0001
	90	25.0	27.6	188	0.42	2.86	JB2835BWT-G-U40EAHGRO-N00A0001
3500 K	70	31.0	32.8	223	0.43	2.90	JB2835BWT-G-B35EAHGRO-N00A0001
	80	29.0	31.2	212	0.43	2.93	JB2835BWT-G-H35EAHGRO-N00A0001
	90	25.0	26.7	182	0.41	2.80	JB2835BWT-G-U35EAHGRO-N00A0001
3000 K	70	29.0	31.8	217	0.42	2.86	JB2835BWT-G-B30EAHGRO-N00A0001
	80	27.0	30.2	206	0.42	2.88	JB2835BWT-G-H30EAHGRO-N00A0001
	90	23.0	25.8	176	0.41	2.76	JB2835BWT-G-U30EAHGRO-N00A0001
2700 K	70	29.0	30.8	210	0.41	2.81	JB2835BWT-G-B27EAHGRO-N00A0001
	80	27.0	29.1	198	0.41	2.79	JB2835BWT-G-H27EAHGRO-N00A0001
	90	23.0	24.7	168	0.40	2.69	JB2835BWT-G-U27EAHGRO-N00A0001

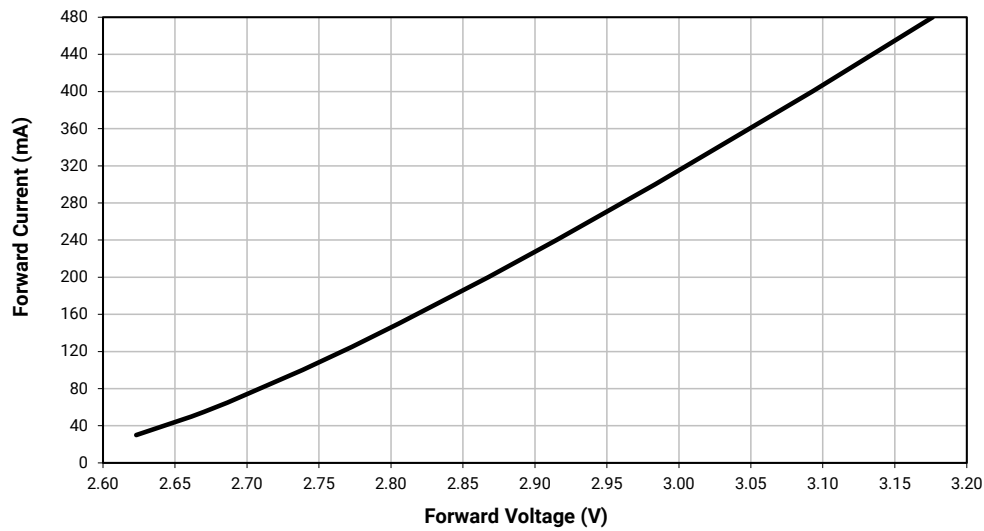
**Notes:**

- Cree Venture maintains a tolerance of  $\pm 7\%$  on flux and power measurements,  $\pm 0.005$  on chromaticity (CCx, CCy) measurements and  $\pm 2$  on CRI measurements. See the Measurements section (page 21).
- Cree Venture J Series 2835 Horticulture White order codes specify only a minimum flux bin and not a maximum. Cree Venture may ship reels in flux bins higher than the minimum specified by the order code without advance notice. Shipments will always adhere to the chromaticity restrictions specified by the order code.
- \* PPF values are calculated from luminous flux values and are for reference only.

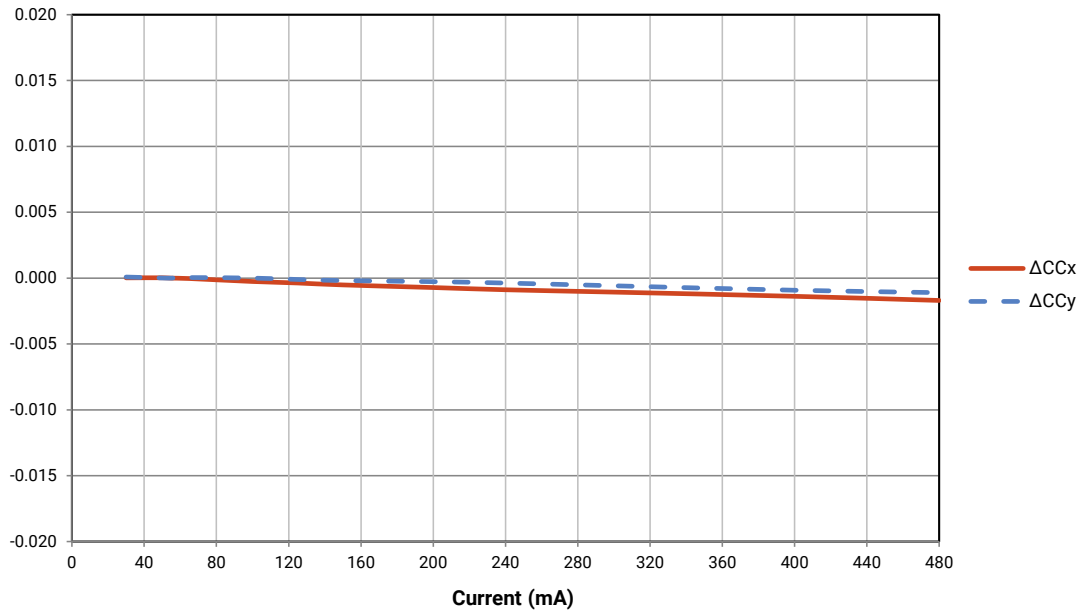
## RELATIVE LUMINOUS FLUX VS. CURRENT



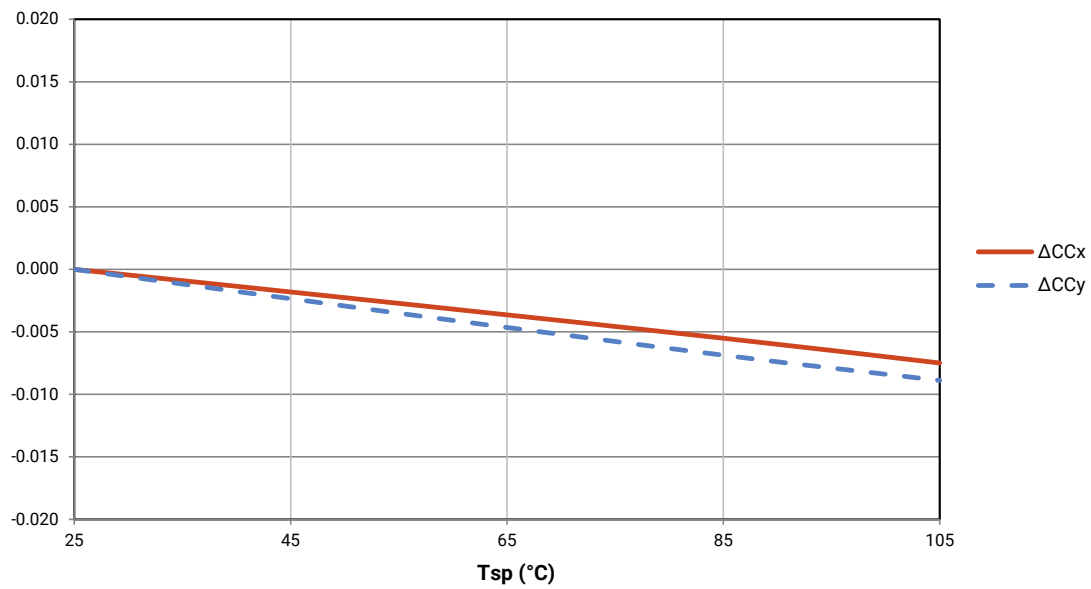
## ELECTRICAL CHARACTERISTICS



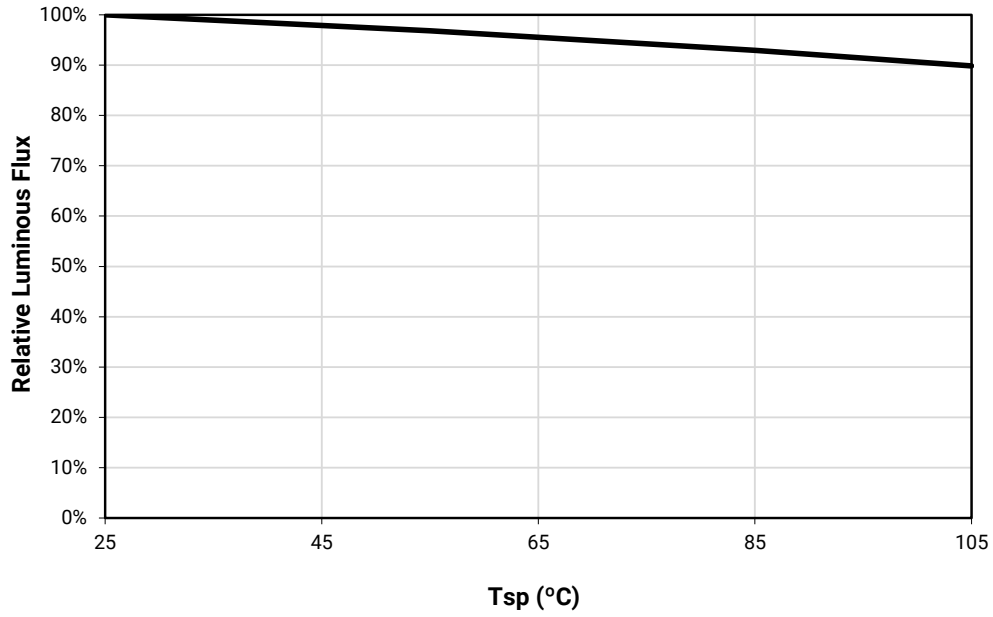
### RELATIVE CHROMATICITY VS. CURRENT



### RELATIVE CHROMATICITY VS. TEMPERATURE

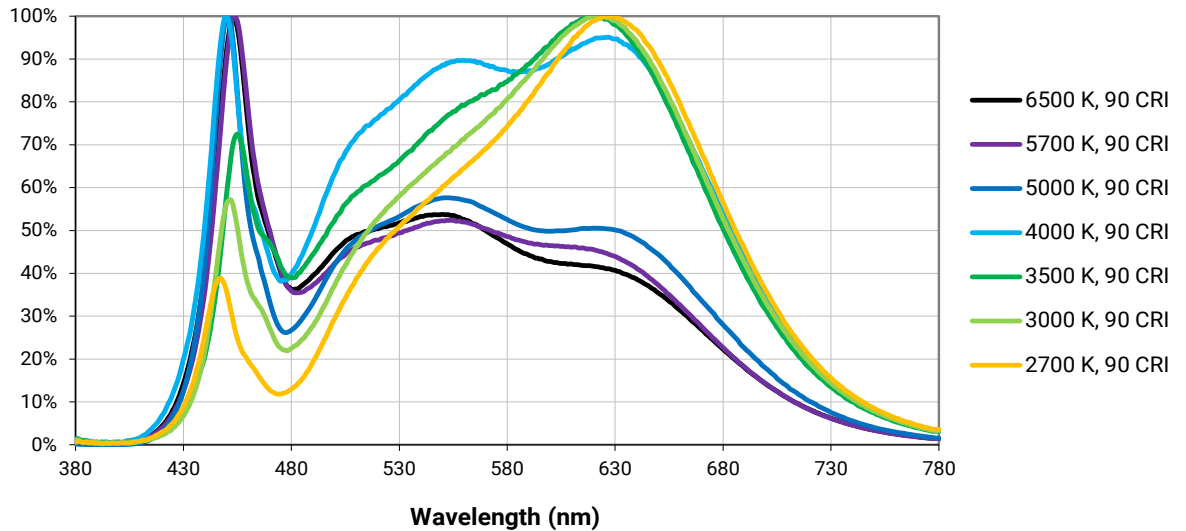
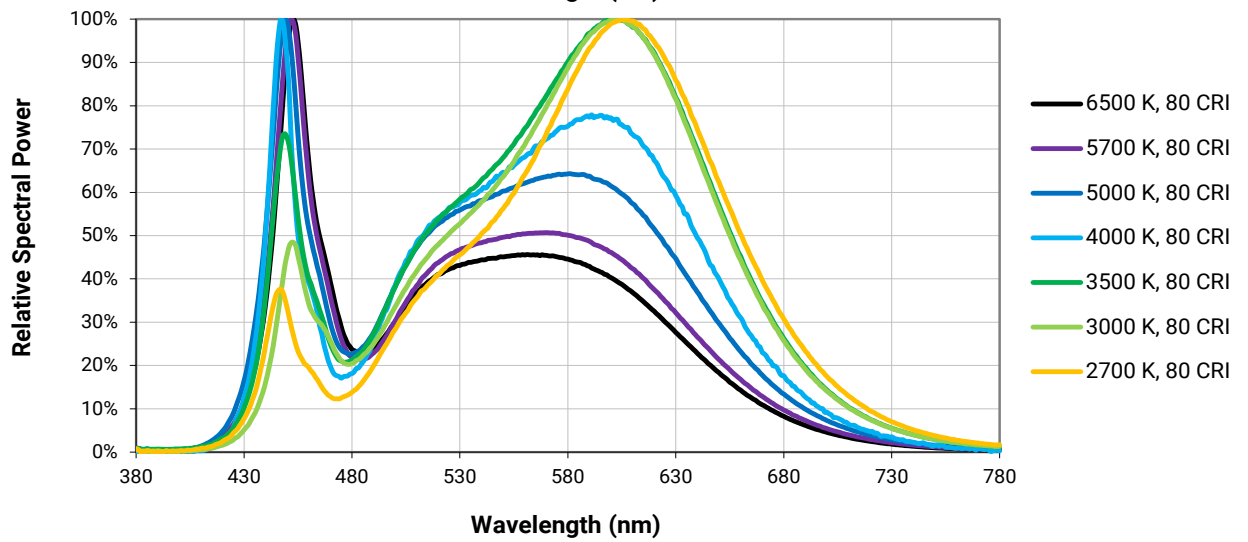
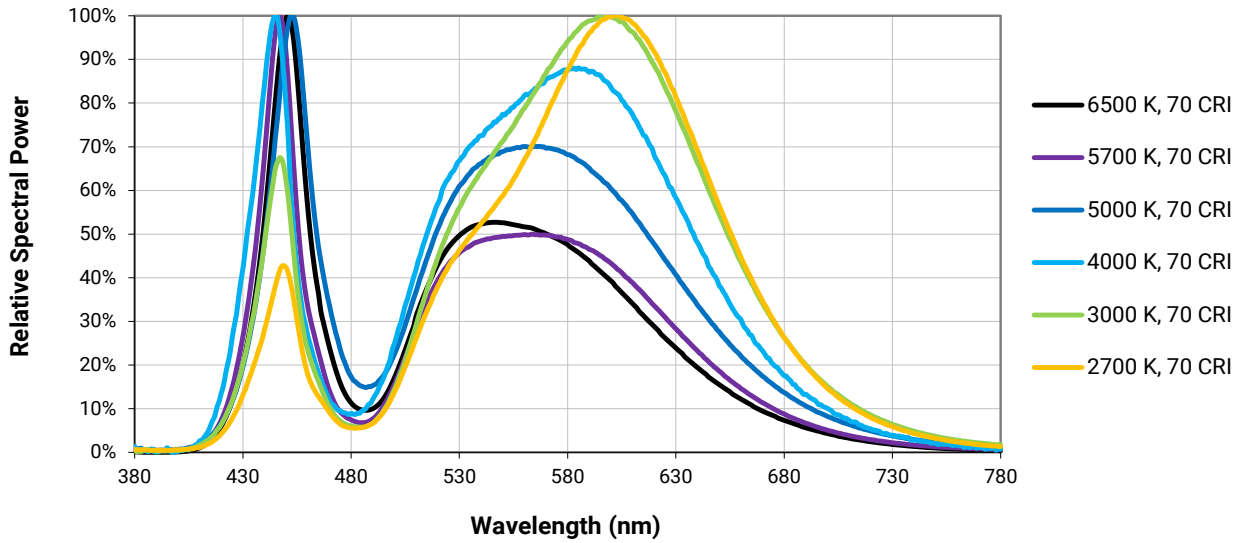


## RELATIVE LUMINOUS FLUX VS. TEMPERATURE

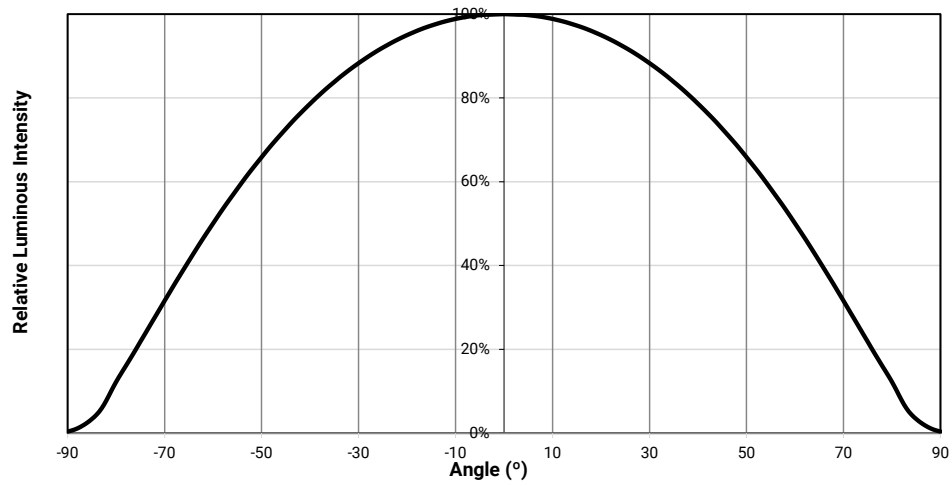




RELATIVE SPECTRAL POWER DISTRIBUTION



## TYPICAL SPATIAL DISTRIBUTION



## PERFORMANCE GROUPS - LUMINOUS FLUX ( $T_j = 25\text{ }^\circ\text{C}$ )

J Series JB2835B 3-V G Class Horticulture White LEDs are tested for luminous flux at 55 mA and placed into one of the following luminous-flux groups.

Group Code	Minimum Luminous Flux (lm)	Maximum Luminous Flux (lm)
C8	23	25
C9	25	27
D6	27	29
D7	29	31
D8	31	33
D9	33	35
E6	35	37

## PERFORMANCE GROUPS - FORWARD VOLTAGE ( $T_j = 25\text{ }^\circ\text{C}$ )

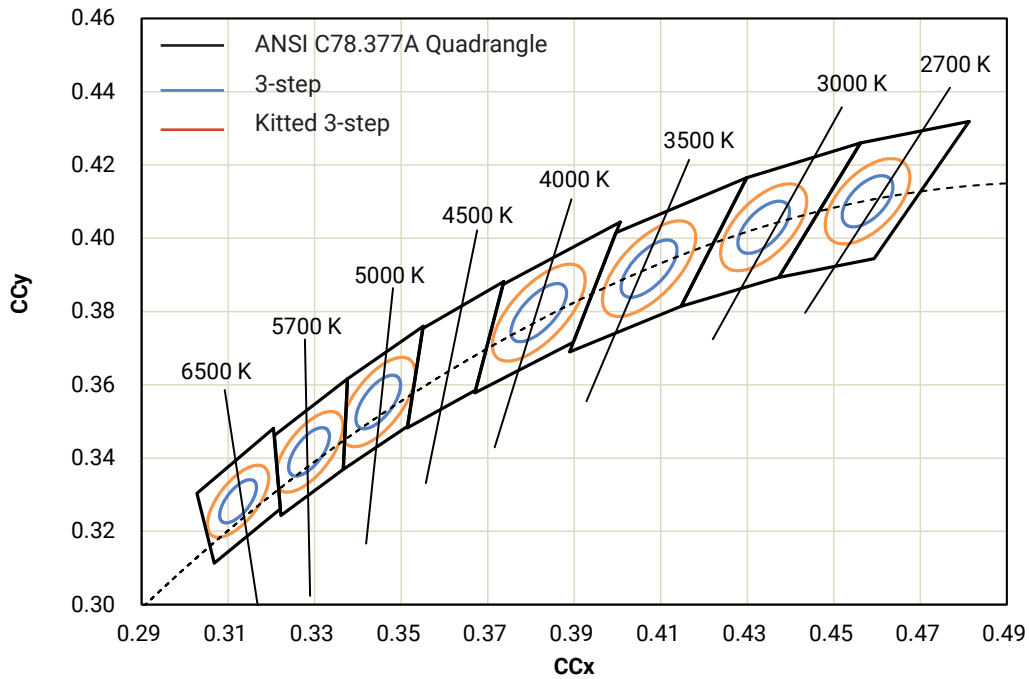
J Series 2835 Horticulture White LEDs are tested for forward voltage and placed into one of the following voltage bins.

The following voltage bins are indicated in the Forward Voltage Bin field in the bin code for JB2835B 3-V G Class Horticulture White LEDs.

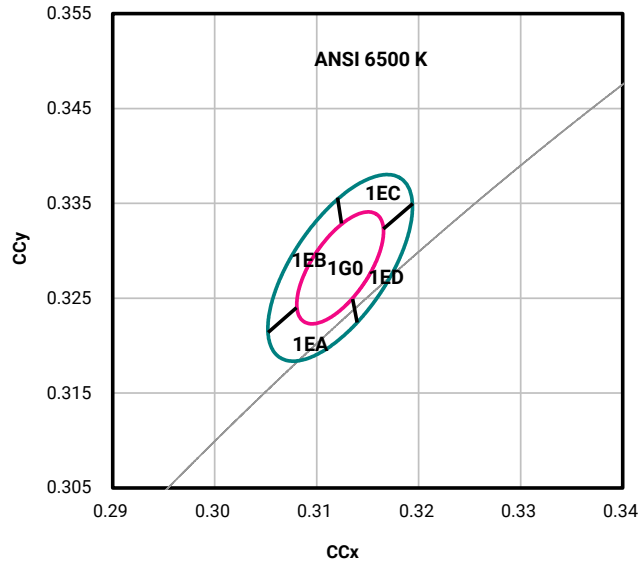
Voltage Bin	Minimum Forward Voltage (V)	Maximum Forward Voltage (V)
AB	2.5	2.6
AC	2.6	2.7
AD	2.7	2.8

PERFORMANCE GROUPS - CHROMATICITY ( $T_j = 25\text{ }^\circ\text{C}$ )

J Series 2835 LEDs are tested for chromaticity and placed into one of the regions defined by the following bounding coordinates.

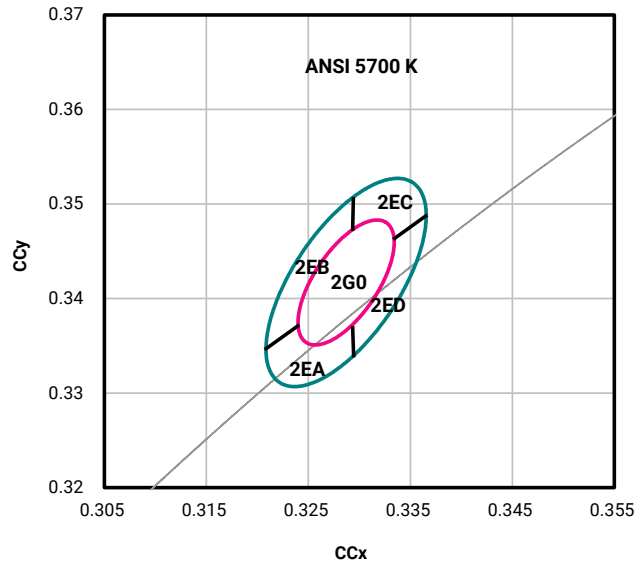


PERFORMANCE GROUPS - CHROMATICITY - CONTINUED ( $T_j = 25\text{ }^\circ\text{C}$ )



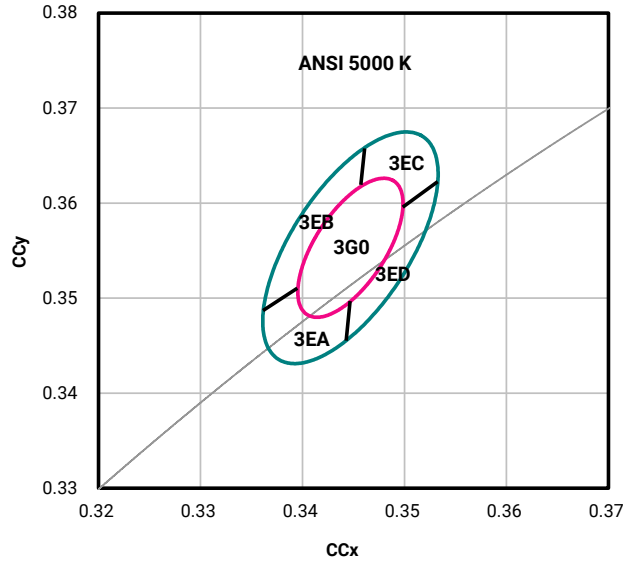
CCT	MacAdam Ellipse	Included Bins	Center Point		Major Axis	Minor Axis	Rotation Angle (°)
			x	y	a	b	
6500 K	5-step	1G0, 1EA, 1EB, 1EC, 1ED	0.3123	0.3282	0.01115	0.00475	58.57

PERFORMANCE GROUPS - CHROMATICITY - CONTINUED ( $T_j = 25\text{ }^\circ\text{C}$ )



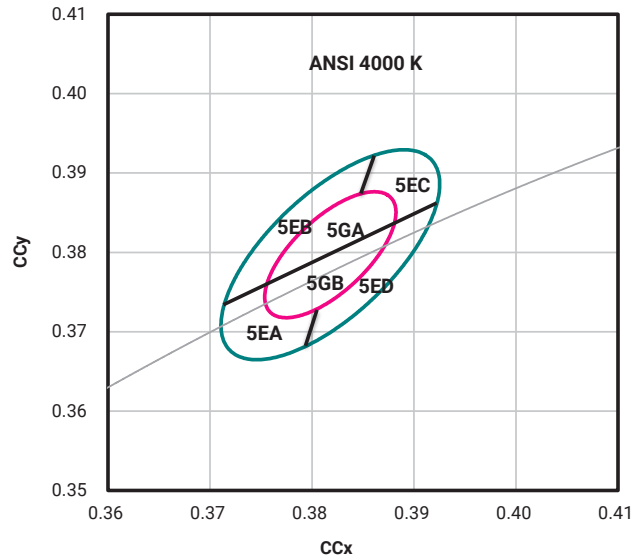
CCT	MacAdam Ellipse	Included Bins	Center Point		Major Axis	Minor Axis	Rotation Angle (°)
			x	y	a	b	
5700 K	5-step	2G0, 2EA, 2EB, 2EC, 2ED	0.3287	0.3417	0.01243	0.00533	59.09

PERFORMANCE GROUPS - CHROMATICITY - CONTINUED ( $T_j = 25\text{ }^\circ\text{C}$ )



CCT	MacAdam Ellipse	Included Bins	Center Point		Major Axis	Minor Axis	Rotation Angle (°)
			x	y	a	b	
5000 K	5-step	3G0, 3EA, 3EB, 3EC, 3ED	0.3447	0.3553	0.01370	0.00590	59.62

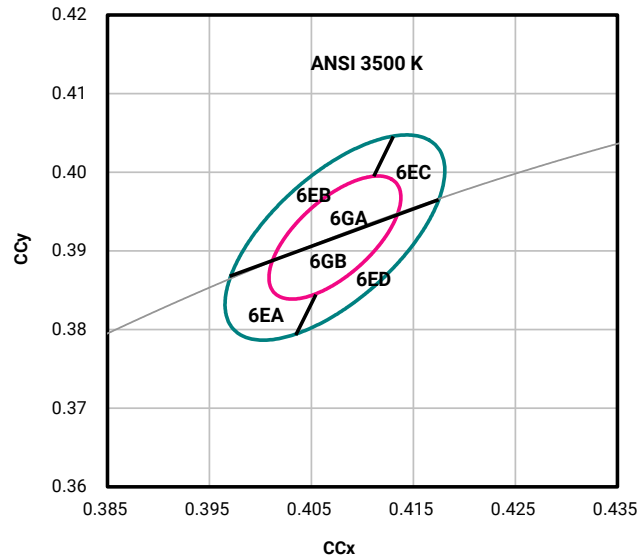
PERFORMANCE GROUPS - CHROMATICITY - CONTINUED ( $T_j = 25\text{ }^\circ\text{C}$ )



CCT	MacAdam Ellipse	Included Bins	Center Point		Major Axis	Minor Axis	Rotation Angle (°)
			x	y	a	b	
4000 K	5-step	5GA, 5GB, 5EA, 5EB, 5EC, 5ED	0.3818	0.3797	0.01565	0.00670	53.72

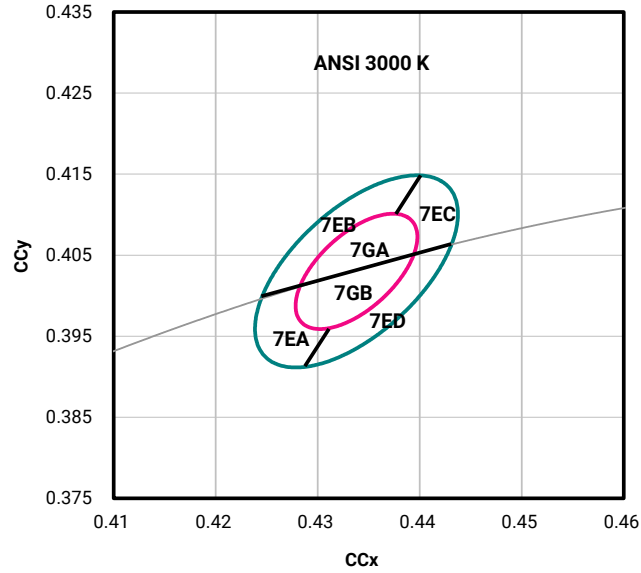


PERFORMANCE GROUPS - CHROMATICITY - CONTINUED ( $T_j = 25\text{ }^\circ\text{C}$ )



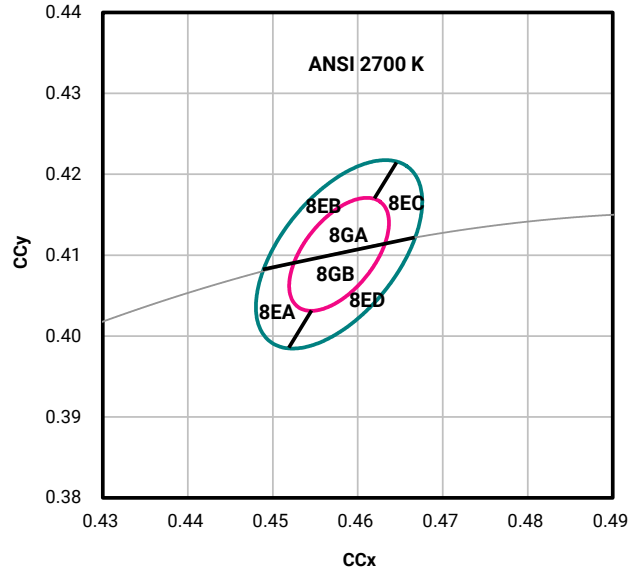
CCT	MacAdam Ellipse	Included Bins	Center Point		Major Axis	Minor Axis	Rotation Angle (°)
			x	y	a	b	
3500 K	5-step	6GA, 6GB, 6EA, 6EB, 6EC, 6ED	0.4073	0.3917	0.01545	0.00690	54.00

PERFORMANCE GROUPS - CHROMATICITY - CONTINUED ( $T_j = 25\text{ }^\circ\text{C}$ )



CCT	MacAdam Ellipse	Included Bins	Center Point		Major Axis	Minor Axis	Rotation Angle (°)
			x	y	a	b	
3000 K	5-step	7GA, 7GB, 7EA, 7EB 7EC, 7ED	0.4338	0.4030	0.01390	0.00680	53.22

PERFORMANCE GROUPS - CHROMATICITY - CONTINUED ( $T_j = 25\text{ }^\circ\text{C}$ )

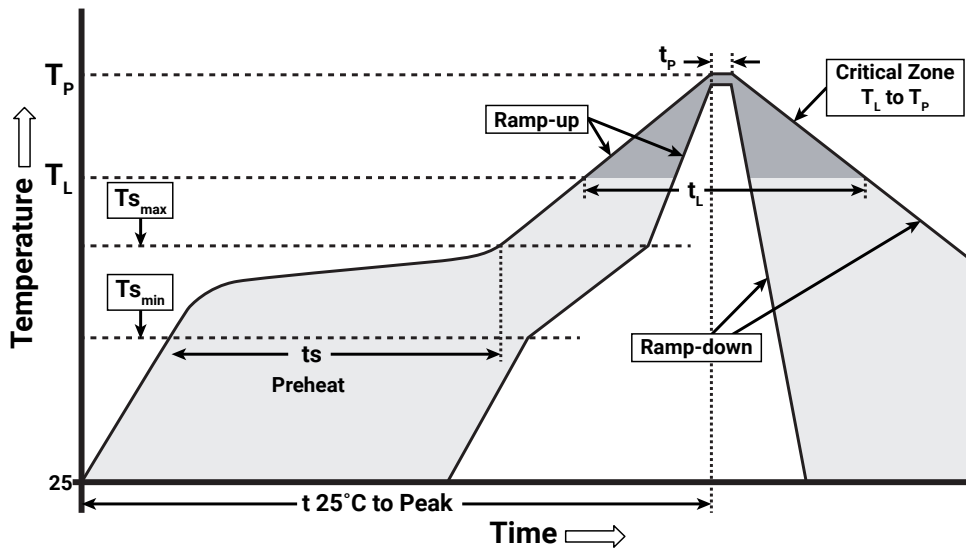


CCT	MacAdam Ellipse	Included Bins	Center Point		Major Axis	Minor Axis	Rotation Angle (°)
			x	y	a	b	
2700 K	5-step	8GA, 8GB, 8EA, 8EB, 8EC, 8ED	0.4578	0.4101	0.01350	0.00700	53.70

## REFLOW SOLDERING CHARACTERISTICS

In testing, Cree Venture has found J Series 2835 Horticulture White LEDs to be compatible with JEDEC J-STD-020C, using the parameters listed below. As a general guideline, Cree Venture recommends that users follow the recommended soldering profile provided by the manufacturer of the solder paste used, and therefore it is the lamp or luminaire manufacturer’s responsibility to determine applicable soldering requirements.

Note that this general guideline may not apply to all PCB designs and configurations of reflow soldering equipment.



IPC/JEDEC J-STD-020C

Profile Feature	Lead-Free Solder
Temperature Min. ( $T_{s_{min}}$ )	150 °C
Temperature Max. ( $T_{s_{max}}$ )	200 °C
Time ( $t_s$ ) from $T_{s_{min}}$ to $T_{s_{max}}$	60-120 seconds
Ramp-Up Rate ( $T_L$ to $T_P$ )	3 °C/second
Liquidus Temperature ( $T_L$ )	217 °C
Time ( $t_L$ ) Maintained Above $T_L$	60-150 seconds
Peak Package Body Temperature ( $T_P$ )	260 °C max.
Time ( $t_p$ ) Within 5 °C of the Specified Classification Temperature ( $T_c$ )	30 seconds max.
Ramp-Down Rate ( $T_P$ to $T_L$ )	6 °C/second max.
Time 25 °C to Peak Temperature	8 minutes max.

Note: All temperatures refer to the topside of the package, measured on the package body surface.

## NOTES

### Measurements

The luminous flux, radiant power, chromaticity, forward voltage and CRI measurements in this document are binning specifications only and solely represent product measurements as of the date of shipment. These measurements will change over time based on a number of factors that are not within Cree Venture's control and are not intended or provided as operational specifications for the products. Calculated values are provided for informational purposes only and are not intended or provided as specifications.

### Pre-Release Qualification Testing

Please read the [J Series Reliability Overview](#) for the details of the pre-release qualification testing for J Series LEDs.

### Lumen Maintenance

Cree Venture uses standardized IES LM-80-08 and TM-21-11 methods for collecting long-term data and extrapolating LED lumen maintenance. For information on the specific LM-80 data sets available for this LED, refer to the public [J Series LM-80 results document](#).

Please read the [Thermal Management application note](#) for details on how thermal design, ambient temperature, and drive current affect the LED junction temperature.

### Moisture Sensitivity

Cree Venture recommends keeping J Series 2835 Horticulture White LEDs in the provided, resealable moisture-barrier packaging (MBP) until immediately prior to soldering. Unopened MBP that contains J Series 2835 Horticulture White LEDs does not need special storage for moisture sensitivity.

Once the MBP is opened, J Series 2835 Horticulture White LEDs should be handled and stored as MSL 3 per JEDEC J-STD-033, meaning they have limited exposure time before damage to the LED may occur during the soldering operation. The table on the right specifies the maximum exposure time in days depending on temperature and humidity conditions. LEDs with exposure time longer than the specified maximums must be baked according to the baking conditions listed below.

Moisture Sensitivity Level	Temp.	Maximum Percent Relative Humidity				
		50%	60%	70%	80%	90%
Level 3	35 °C	8	5	1	0.5	0.5
Level 3	30 °C	11	7	1	1	1
Level 3	25 °C	14	10	2	1	1
Level 3	20 °C	20	13	2	1	1

### Baking Conditions

It is not necessary to bake all J Series 2835 Horticulture White LEDs. Only the LEDs that meet all of the following criteria must be baked:

1. LEDs that have been removed from the original MBP.
2. LEDs that have been exposed to a humid environment longer than listed in the Moisture Sensitivity section above.
3. LEDs that have not been soldered.

LEDs should be baked at 60 °C for 24 hours. LEDs may be baked in the original reels. Remove LEDs from the MBP before baking. Do not bake parts at temperatures higher than 60 °C. This baking operation resets the exposure time as defined in the Moisture Sensitivity section above.

## NOTES - CONTINUED

---

### RoHS Compliance

The levels of RoHS restricted materials in this product are below the maximum concentration values (also referred to as the threshold limits) permitted for such substances, or are used in an exempted application, in accordance with EU Directive 2011/65/EC (RoHS2), as implemented January 2, 2013. RoHS Declarations for this product can be obtained from your Cree Venture representative or from the [Product Ecology](#) section of the Cree LED website.

### REACH Compliance

REACH substances of very high concern (SVHCs) information is available for this product. Since the European Chemical Agency (ECHA) has published notice of their intent to frequently revise the SVHC listing for the foreseeable future, please contact a Cree representative to insure you get the most up-to-date REACH SVHC Declaration. REACH banned substance information (REACH Article 67) is also available upon request.

### UL® Recognized Component

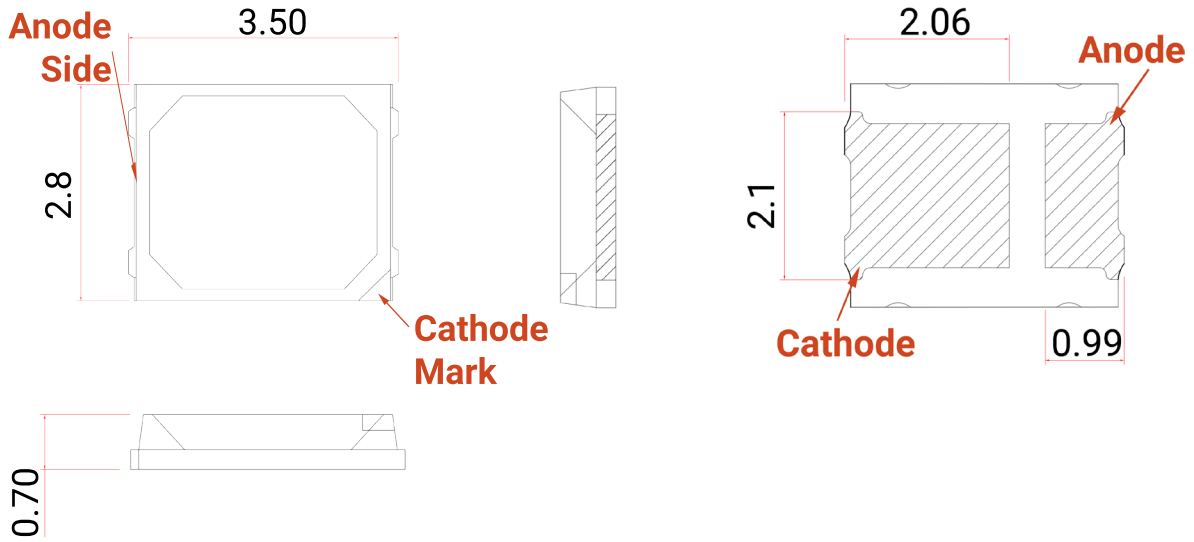
This product meets the requirements to be considered a UL Recognized Component with Level 4 enclosure consideration. The LED package or a portion thereof has been investigated as a fire and electrical enclosure per ANSI/UL 8750.

### Vision Advisory

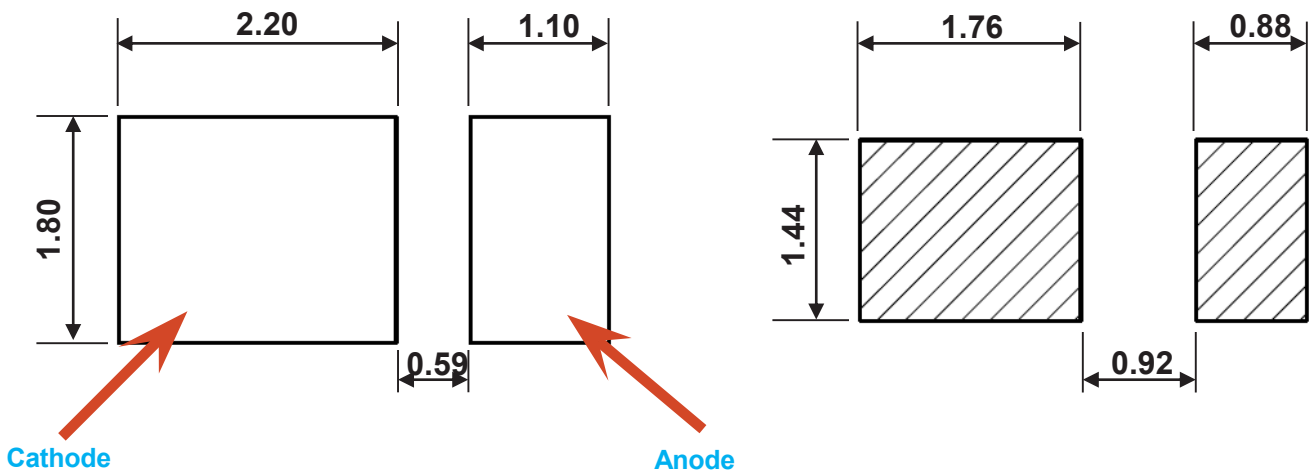
WARNING: Do not look at an exposed lamp in operation. Eye injury can result. For more information about LEDs and eye safety, please refer to the [J Series LED Eye Safety application note](#).

**MECHANICAL DIMENSIONS**

Vias, if present, are not shown on these drawings.  
 All measurements are ±0.1 mm unless otherwise indicated.



All measurements are ±0.1 mm unless otherwise indicated.



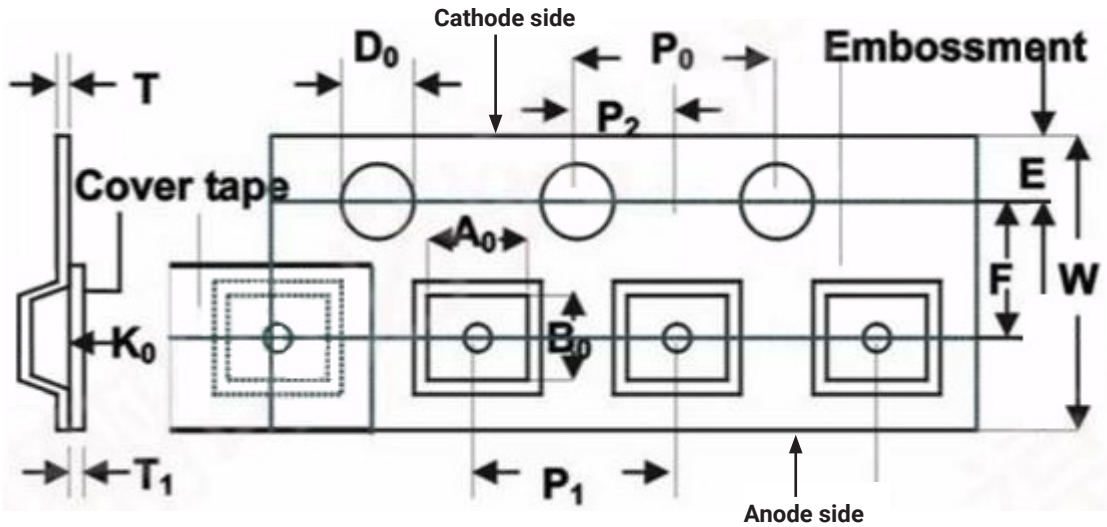
**Recommended PCB Solder Pad**

**Recommended Stencil Pattern**

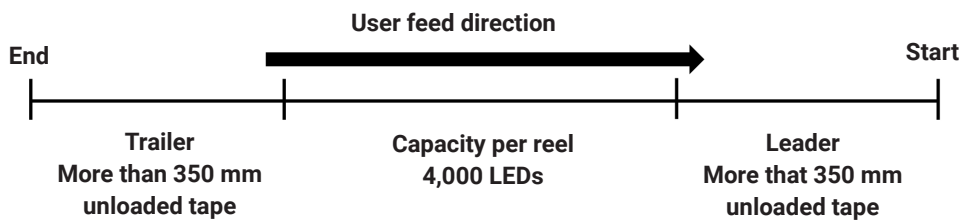
**TAPE & REEL**

All Cree Venture carrier tapes conform to EIA-481D, Automated Component Handling Systems Standard.

All dimensions in mm.

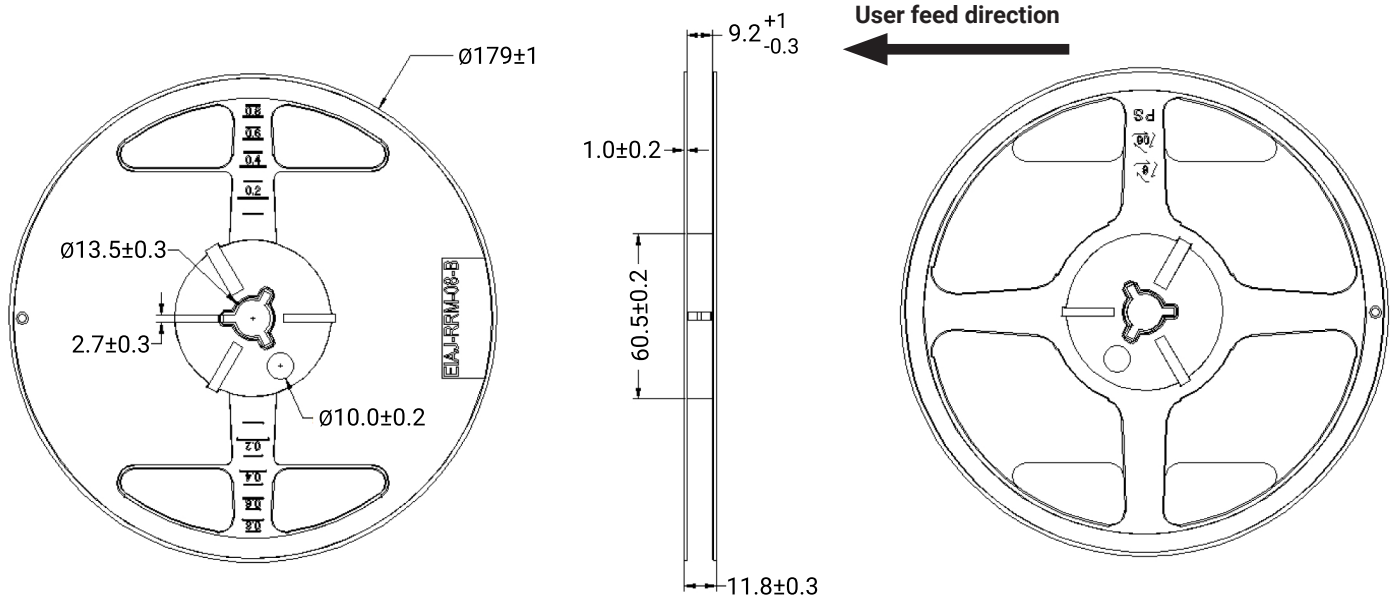


Symbol	Specification	Symbol	Specification
W	8.00 ± 0.10	A <sub>0</sub>	3.00 ± 0.10
E	1.75 ± 0.10	B <sub>0</sub>	3.70 ± 0.10
F	3.50 ± 0.05	K <sub>0</sub>	1.05 ± 0.10
D <sub>0</sub>	1.55 ± 0.10		
P <sub>0</sub>	4.00 ± 0.10		
P <sub>1</sub>	4.00 ± 0.10		
P <sub>2</sub>	2.00 ± 0.05		
T	0.20 ± 0.05		
T1	0.05 ± 0.01		



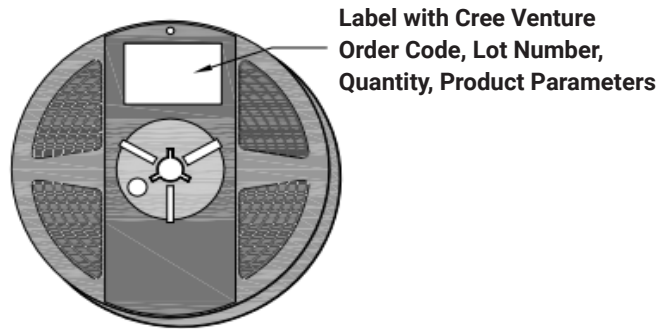


TAPE & REEL- CONTINUED

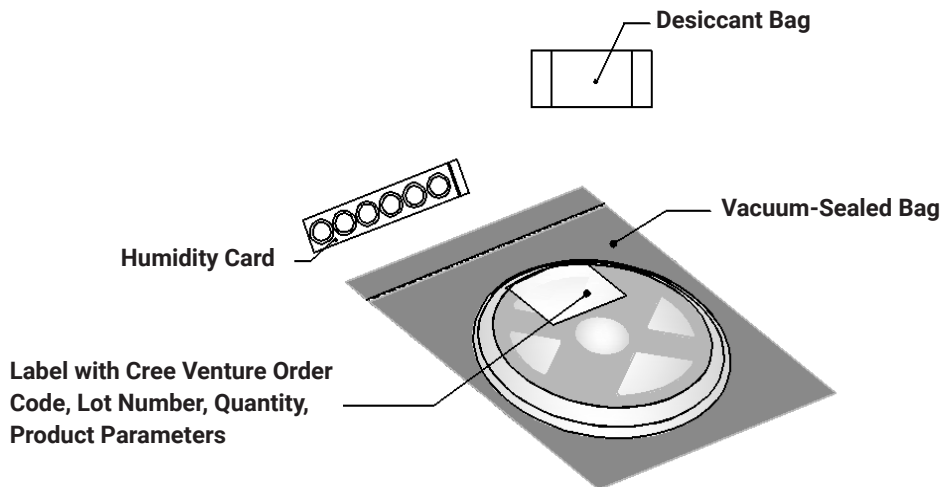


## PACKAGING

### Unpackaged Reel



### Packaged Reel



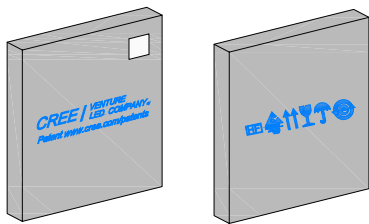
**PACKAGING - CONTINUED**

J Series 2835 Horticulture White LEDs are packaged in boxes for shipment. Box sizes and the number of reels per box are as follows.

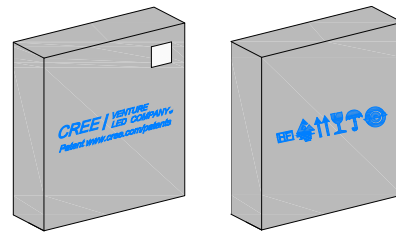
Box	Box Dimensions	Maximum Number of Reels per Box
1	250 x 210 x 30 mm	2
2	250 x 210 x 50 mm	4
3	530 x 230 x 275 mm	42
4	530 x 443 x 275 mm	84

Each box has at least one label (shown as a white square in the diagrams below) showing the order code, lot number, quantity, and product parameters.

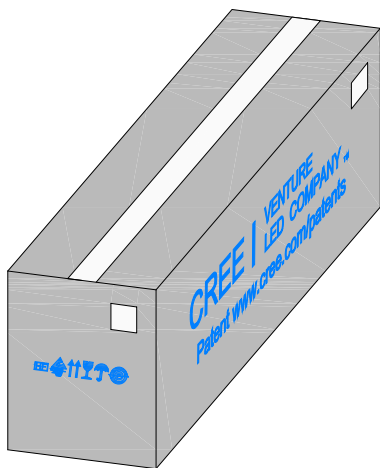
**Box 1**



**Box 2**



**Box 3**



**Box 4**

