




DC input side



AC output side



IEC62368-1 BS EN/EN62368-1 TPTC004 AS/NZS 62368.1  
Please refer to page3 for more details.



■ Features

- Compact size and light weight
- True sine wave output (THD<3%)
- High surge power up to 600W
- **Fanless design**
- AC output voltage and frequency selectable by DIP S.W
- No load dissipation <1.5W max. at standby saving mode
- -25°C~+65°C wide operating temperature
- Power ON-OFF remote control
- Front panel indicator for operation status
- Protections :

Input : Reverse polarity / DC low alarm / DC low shutdown / Over voltage

Output : Short circuit / Overload / Over temp.

- Battery over discharge protection(Low voltage disconnect)
- Suitable for lead-acid or li-ion batteries
- Carry handle accessory available(Order NO.: DS-Carry handle, sold separately)
- Conformal coating
- 3 years warranty

■ Applications

- Mobile device
- Home and office appliance
- Power tools
- Portable equipment
- Vehicle
- Yacht
- Off-grid solar power system
- Wireless network
- Telecom or datacom system

■ GTIN CODE

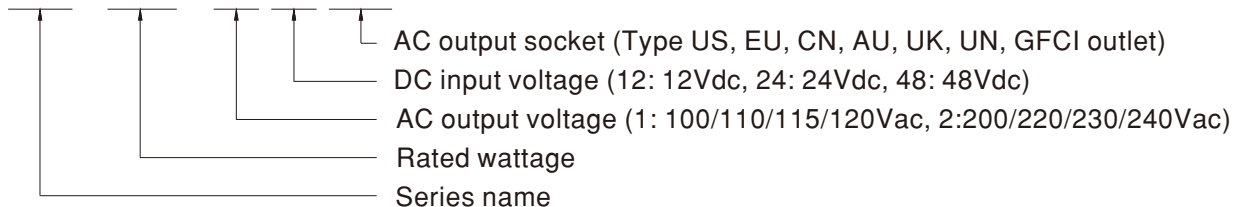
MW Search: <https://www.meanwell.com/serviceGTIN.aspx>

■ Description

NTS-300 is a 300W highly reliable off-grid true sine wave DC-AC power inverter. Its key features include: digital design with MCU control, streamlined control circuitry that quickly responds to environmental changes and improves reliability, 600W peak power, adjustable AC output voltage and frequency, -25~+65°C wide operating temperature range, complete protections features, and etc. combined with batteries, the NTS-300 is suitable for use in residential, commercial, marine, automobile, mine, construction site, and remote areas with no access to utility power, and the output can be used to power fans, TV, radio, phone charger, PC/laptop, lighting, electromechanical tool, communication equipment, power distribution cabinet, outdoor camping equipment, marine AC power, factory equipment, and etc.

■ Model Encoding

NTS - 300 - 1 12 US





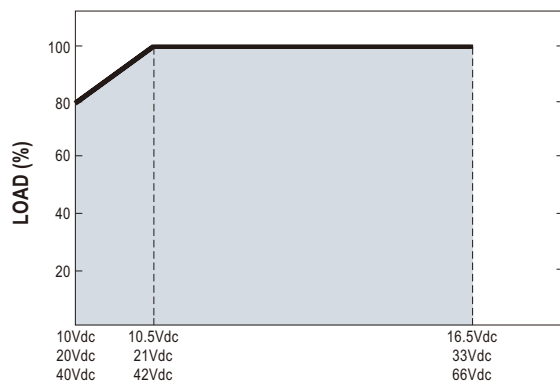
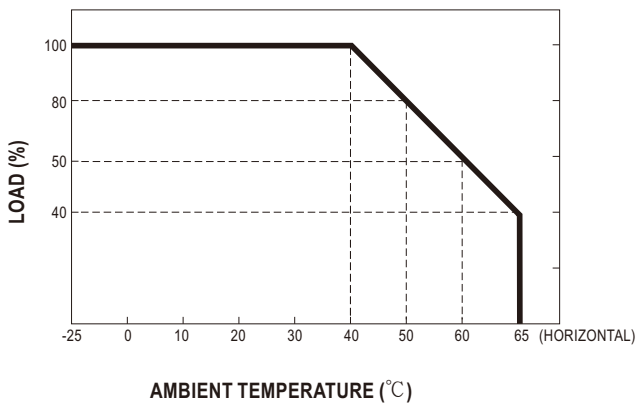
SPECIFICATION

MODEL NO.		NTS-300-112 <input type="checkbox"/>		NTS-300-124 <input type="checkbox"/>		NTS-300-148 <input type="checkbox"/>		NTS-300-212 <input type="checkbox"/>		NTS-300-224 <input type="checkbox"/>		NTS-300-248 <input type="checkbox"/>			
		<input type="checkbox"/> = US, GFCI, UN						<input type="checkbox"/> = EU, CN, AU, UK, UN							
AC OUTPUT	RATED POWER(Continuous)		300W												
	OVER RATED POWER(3 Min.)		345W												
	PEAK POWER(10 Sec.)		450W												
	SURGE POWER(30 Cycles)		600W												
	AC VOLTAGE		Default setting set at 110VAC 100 / 110 / 115 / 120Vac selectable by DIP S.W					Default setting set at 230VAC 200 / 220 / 230 / 240Vac selectable by DIP S.W							
	FREQUENCY		Default setting set at 60Hz ± 0.1Hz 50/60Hz selectable by DIP S.W					Default setting set at 50Hz ± 0.1Hz 50/60Hz selectable by DIP S.W							
	WAVEFORM <small>Note.1</small>		True sine wave (THD<3%)												
	AC REGULATION		± 3.0% at rated input voltage												
FRONT PANEL LED		Please refer to page5													
DC INPUT	DC VOLTAGE		12V		24V		48V		12V		24V		48V		
	VOLTAGE RANGE (Typ.)		10 ~ 16.5Vdc		20 ~ 33Vdc		40 ~ 66Vdc		10 ~ 16.5Vdc		20 ~ 33Vdc		40 ~ 66Vdc		
	DC CURRENT (Typ.)		30A		15A		8A		30A		15A		8A		
	NO LOAD DISSIPATION (Typ.)	NON-SAVING MODE	10W		10W		12W		10W		10W		12W		
		SAVING MODE	Default disable, ≤ 1.2W ~ 1.5W by models @ auto detec AC output load ≤ 10W will be changed to saving mode												
	OFF MODE CURRENT DRAW		≤ 1mA												
	EFFICIENCY (Typ.) <small>Note.1</small>		90%		92%		92%		92%		93%		93%		
BATTERY TYPES		Lead Acid or li-ion													
PROTECTION	DC INPUT	FUSE (Internal)		30A*2		30A*1		10A*2		30A*2		30A*1		10A*2	
		LOW	ALARM	11 ± 0.3Vdc		22 ± 0.5Vdc		44 ± 1Vdc		11 ± 0.3Vdc		22 ± 0.5Vdc		44 ± 1Vdc	
			SHUTDOWN	10 ± 0.3Vdc		20 ± 0.5Vdc		40 ± 1Vdc		10 ± 0.3Vdc		20 ± 0.5Vdc		40 ± 1Vdc	
			RESTART	12.5 ± 0.3Vdc		25 ± 0.5Vdc		50 ± 1Vdc		12.5 ± 0.3Vdc		25 ± 0.5Vdc		50 ± 1Vdc	
		HIGH	ALARM	15.5 ± 0.3Vdc		31 ± 0.5Vdc		62 ± 1Vdc		15.5 ± 0.3Vdc		31 ± 0.5Vdc		62 ± 1Vdc	
	SHUTDOWN		16.5 ± 0.3Vdc		33 ± 0.5Vdc		66 ± 1Vdc		16.5 ± 0.3Vdc		33 ± 0.5Vdc		66 ± 1Vdc		
	RESTART		15 ± 0.3Vdc		30 ± 0.5Vdc		60 ± 1Vdc		15 ± 0.3Vdc		30 ± 0.5Vdc		60 ± 1Vdc		
	BAT. POLARITY		By internal fuse open												
	AC OUTPUT	OVER TEMPERATURE		Protection type : Shut down o/p voltage, re-power on to recover											
		OUTPUT SHORT		Protection type : Shut down o/p voltage, re-power on to recover											
OVER LOAD (Typ.)		105 ~ 115% load for 180 sec., 115% ~ 150% load for 10 sec. Protection type : Shut down o/p voltage, re-power on to recover													
GFCI PROTECTION		Design refer to UL458 (Only for "GFCI" AC socket , by request)					None								
FUNCTION	REMOTE CONTROL		Power ON-OFF remote control by front panel dry contact connector (by RELAY); Open : Normal work ; Short ,Remote off												
ENVIRONMENT	WORKING TEMP.		-25 ~ +65°C (Refer to "Derating curve")												
	WORKING HUMIDITY		20% ~ 90% RH non-condensing												
	STORAGE TEMP., HUMIDITY		-30 ~ +70°C / -22 ~ +158°F, 10 ~ 95% RH non-condensing												
	VIBRATION		10 ~ 500Hz, 3G 10min./1 cycle, 60min. each along X, Y, Z axes												
SAFETY & EMC <small>(Note.4)</small>	SAFETY STANDARDS		CB IEC62368-1, Dekra BS EN/EN62368-1, E13, EAC TP TC 004 approved; Design refer to AS/NZS 62368.1 (Please refer to next page "AC output socket" table for more details) ; Design refer to UL458(By request)												
	WITHSTAND VOLTAGE		DC I/P - AC O/P: 3.0KVac AC O/P - FG: 1.5KVac												
	EMC EMISSION	Parameter		Standard					Test Level / Note						
		Radiated	FCC for 112, 124, 148 only(except for Type-UN)					Class A							
			BS EN/EN55032(CISPR32) for 212, 224, 248 only(except for Type-UN)					Class A							
		Harmonic Current	BS EN/EN61000-3-2					-----							
	Voltage Flicker	BS EN/EN61000-3-3					-----								
	EMC IMMUNITY	Parameter		Standard					Test Level / Note						
		ESD		BS EN/EN61000-4-2					Level 3, 8KV air ; Level 2, 4KV contact						
		Radiated		BS EN/EN61000-4-3					Level 2, 3V/m						
Magnetic Field		BS EN/EN61000-4-8					Level 1, 1A/m								
OTHERS	MTBF		845.6K hrs min. Telcordia TR/SR-332 (Bellcore) ; 85.3K hrs min. MIL-HDBK-217F (25°C)												
	DIMENSION		210*130*55mm (L*W*H)												
	PACKING		1.3Kg; 8pcs/ 11.4Kg/ 1.74CUFT												
NOTE	<p>1.Efficiency, AC regulation and THD are tested by 300W, linear load at 12.5Vdc/25Vdc/50Vdc input voltage.</p> <p>2.All parameters not specified above are measured at rated load, 25°C of ambient temperature and set to factory setting.</p> <p>3.Internal pre-start circuit, the setup time is 8s.</p> <p>4.The power supply is considered as an independent unit, but the final equipment still need to re-confirm that the whole system complies with the EMC directives. For consideration on how to perform these EMC tests, please refer to "EMI testing of component power supplies." (as available on <a href="http://www.meanwell.com">http://www.meanwell.com</a>)</p> <p>※ Product Liability Disclaimer : For detailed information, please refer to <a href="https://www.meanwell.com/serviceDisclaimer.aspx">https://www.meanwell.com/serviceDisclaimer.aspx</a></p>														

■ AC Output Socket

MODEL NO.	NTS-300-112 <input type="checkbox"/>	NTS-300-124 <input type="checkbox"/>	NTS-300-148 <input type="checkbox"/>	NTS-300-212 <input type="checkbox"/>	NTS-300-224 <input type="checkbox"/>	NTS-300-248 <input type="checkbox"/>		
Socket type								
	TYPE-US	TYPE-GFCI	TYPE-UN	TYPE-EU	TYPE-CN	TYPE-UK	TYPE-AU	TYPE-UN
	In Stock	By request	In Stock	In Stock	In Stock	By request	By request	In Stock
Country	USA	USA	UNIVERSAL	EUROPE	CHINA	U.K	AUSTRALIA	UNIVERSAL
Certificate			None					

■ DERATING CURVE

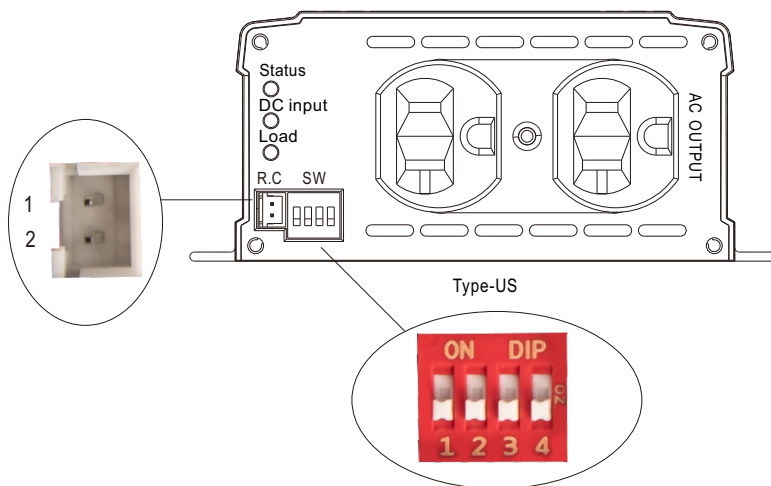


■ Remote ON-OFF Control

Remote ON-OFF	AC Output Status
Open	power inverter ON
Short	power inverter OFF

■ AC Output Voltage, Frequency, Power saving mode selectable by DIP SW





Output voltage and frequency setting factory settings are either 110Vac/60Hz or 230Vac/50Hz, users are able to adjust the voltage and frequency, through the DIP switch of position 1,2,3,4 on the panel.















AC Output Voltage, Frequency, Power saving mode selectable by DIP SW			
SW1	SW2	SW3	SW4
OFF	OFF : 100Vac or 200Vac	ON : 50Hz	ON : Saving mode
OFF	ON : 110Vac or 220Vac		
ON	OFF : 115Vac or 230Vac	OFF: 60Hz	OFF: Non-Saving mode
ON	ON : 120Vac or 240Vac		

■ LED STATUS













Normal work:




	Green	Orange	Red
Status	 Inverter OK	 Remote off  Saving mode	 Abnormal Status (See below table)

	Green	Orange	Red
DC Input	 12.5~15.5Vdc	 11~12.5Vdc	 <11Vdc or >15.5Vdc
	 25~31Vdc	 22~25Vdc	 <22Vdc or >31Vdc
	 50~62Vdc	 44~50Vdc	 <44Vdc or >62Vdc

	Green	Orange	Red
Load	 <40% load	 40~80% load	 >80% load

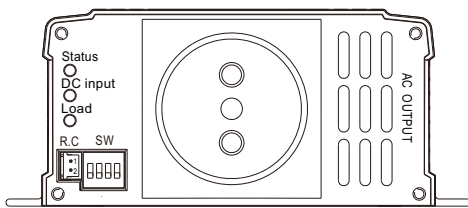
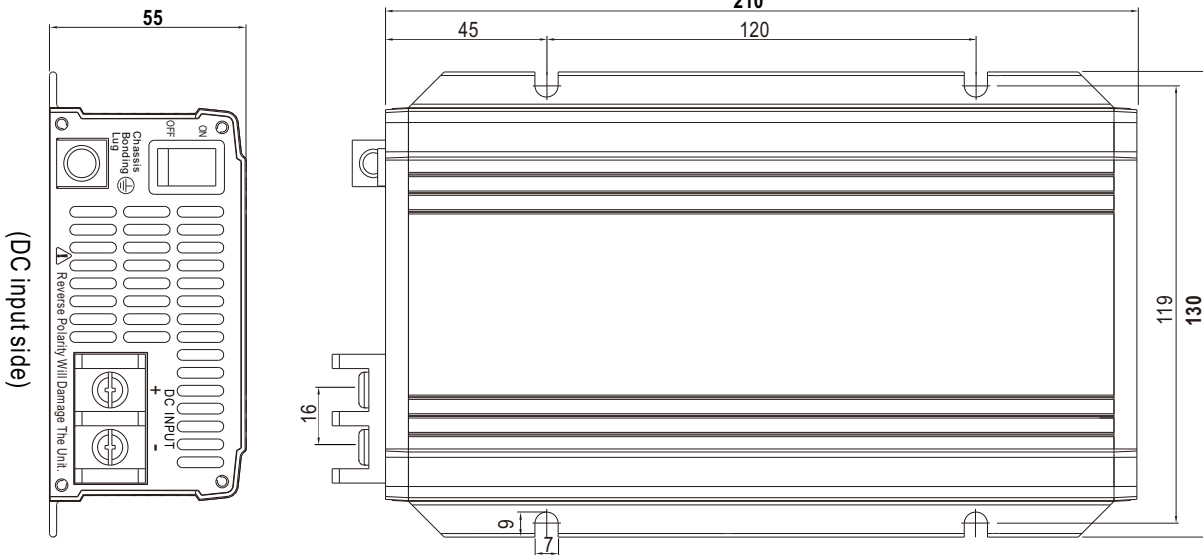
Abnormal status :

LED Indicator	Abnormal Indication
Status  DC Input  Load 	Output overload or AC output short circuit
Status  DC Input  Load 	Abnormal DC voltage
Status  DC Input  Load 	Over temperature or Fan lock
Status  DC Input  Load 	Inverter fail

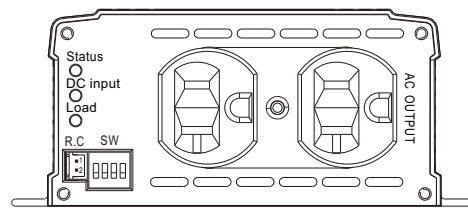
-  Light
-  Light off
-  Flash

**MECHANICAL SPECIFICATION**

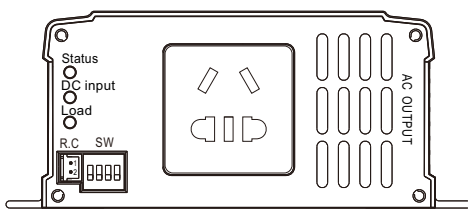
Unit:mm



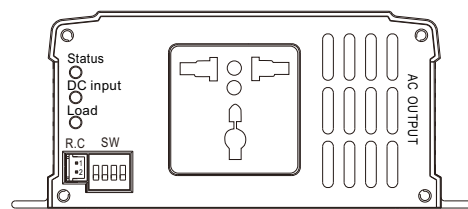
Type-EU



Type-US



Type-CN



Type-UN

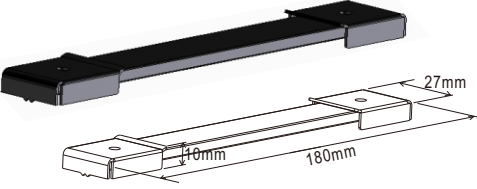


(AC output side)

R.C Connector : JST B-XH or equivalent

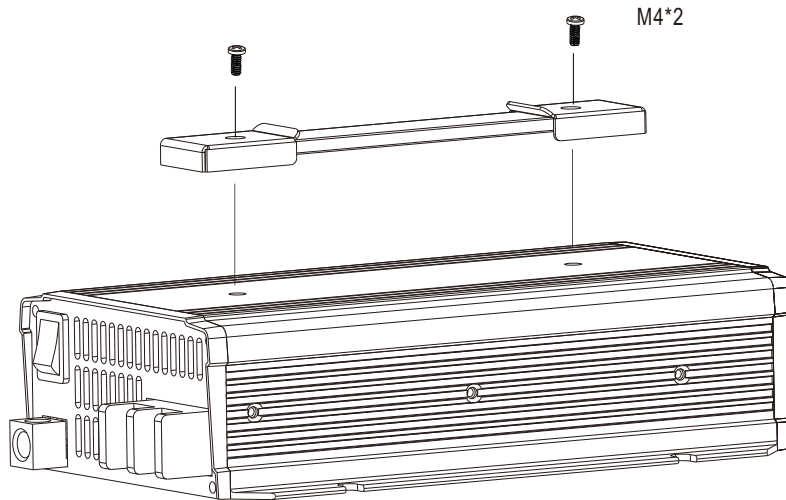
Remote Control	Mating Housing	Terminal
Pin 1,2 Open: Normal work	JST XHP or equivalent	JST SXH-001T or equivalent
Pin 1,2 Short: Remote off		

■ Accessory List

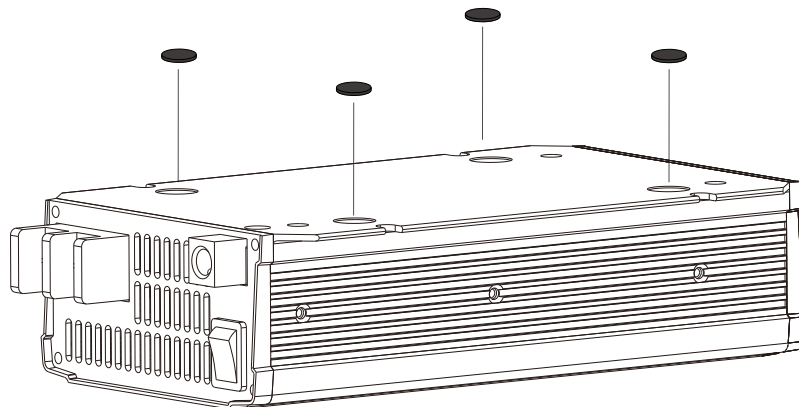
※ Carry handle (Optional accessory, Power inverter and Pull handle should ordered separately)

MW's Order No.	Item		Quantity
DS-Carry Handle	①	Handle 	1
	②	Foot pad 	4
	③	Screw 	2


① Handle



② Foot pad



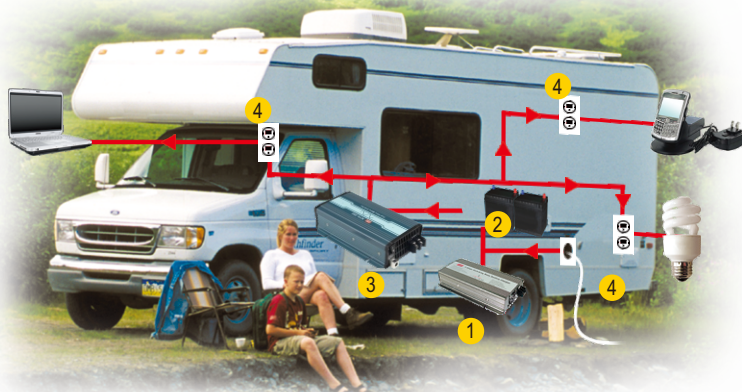
■ TYPICAL APPLICATION



- 1 Battery Bank
- 2 Off-Grid DC/AC Solar Inverter (NTS series)
- 3 AC Outlet



- 1 Utility Input (Shore)
- 2 AC/DC Battery Charger (PB/NPB/NPP series)
- 3 Battery Bank
- 4 Off-Grid DC/AC Power Inverter (NTS series)
- 5 AC Outlet



- 1 AC/DC Battery Charger (PB/NPB/NPP series)
- 2 Battery Bank
- 3 Off-Grid DC/AC Inverter (NTS series)
- 4 AC Outlet

■ INSTALLATION MANUAL

Please refer to : <http://www.meanwell.com/manual.html>