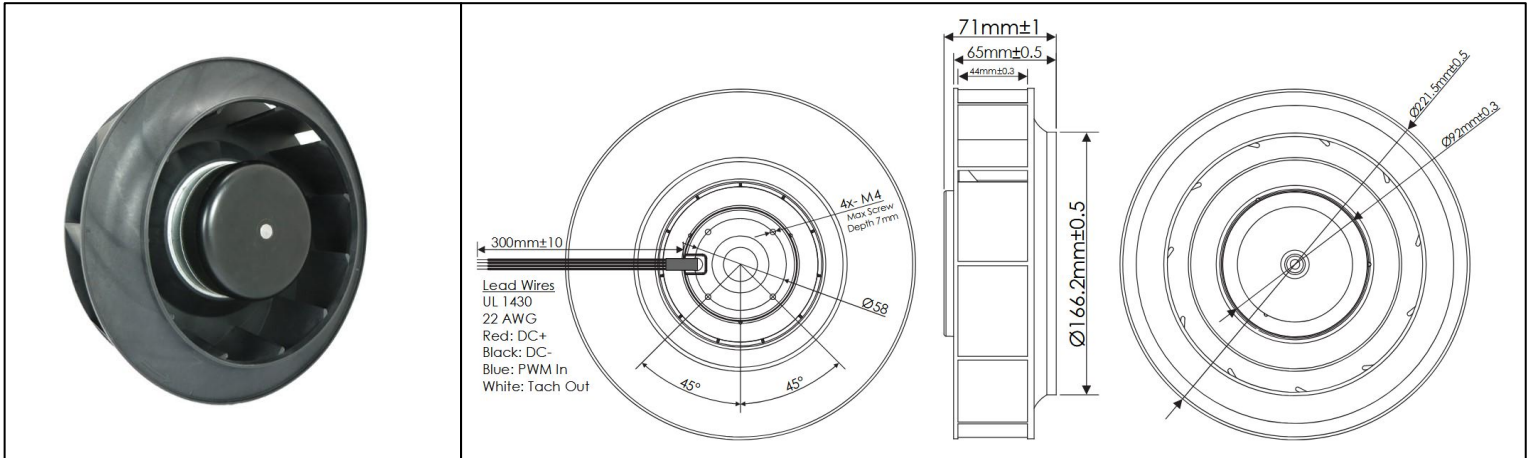


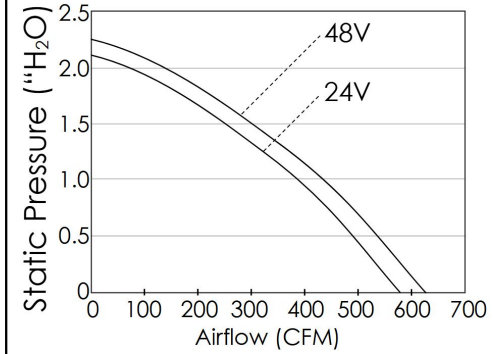
ODB22071 Series with PWM and Tach



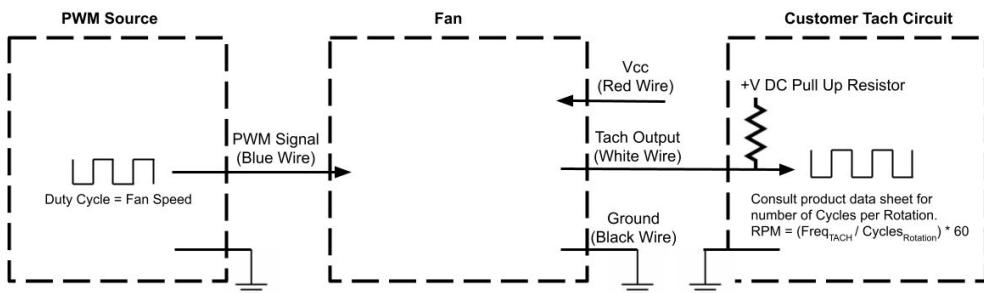
DC Centrifugal Fans - 24, 48V
221.5mm x 71mm (8.7" x 2.80")



Frame	Die Cast Aluminum	Operating Temperature -10°C ~ +60°C
Impeller	PA66, UL94 V-0 Plastic	Storage Temperature -40°C ~ +75°C
Connection	4x Lead Wires, 22 AWG	Life Expectancy 50,000 Hours (L10 at 25°C)
Motor	Brushless DC, Electronically Protected, Polarity Protected	Installed Options PWM Speed Control Input Open Collector Tach Output
Bearing System	Ball Bearings	Available Options Alarm Output Other Speeds Available
Dielectric Strength	500VDC/min, <1mA	Recommended Accessory DR22025D Intake Duct Ring
Insulation Resistance	≥10MΩ @ 500 VDC	Weight: 3.09 lbs



Part Number	Rated Voltage (Volts DC)	Voltage Range (Volts DC)	Input Power (Watts)	Rated Current (Amps)	Rated Speed (RPM)	Max Airflow (CFM)	Noise Level (dBA)	Max Static Pressure (H ₂ O)
ODB22071-24HB10A	24	12 ~ 26.4	105.6	4.4	2800	580	68	2.10
ODB22071-48HB10A	48	24 ~ 52.0	129.6	2.7	3000	621	69	2.26



Tach Max Pullup Voltage: Fan Vcc
 Tach Max Sink Current: 5mA
 Tach Cycles per Rotation: 2
 PWM Low Voltage: <0.5V
 PWM High Voltage: >2.6V
 PWM High Voltage Max: ≤5.5V
 PWM Max Sink Current: 8mA
 PWM Frequency Range: 100Hz-100KHz
 PWM Typical Frequency: 25KHz
 RPM at 0% Duty Cycle: 0 RPM
 RPM will be full speed if PWM input is disconnected.
 RPM will be 0 RPM if PWM input is grounded.