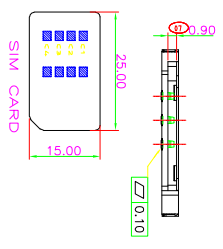
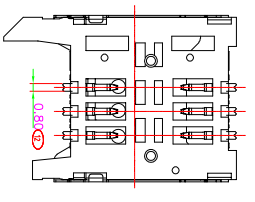
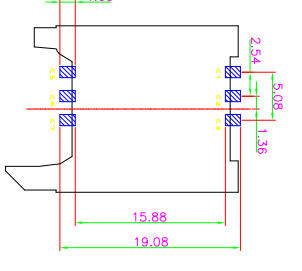
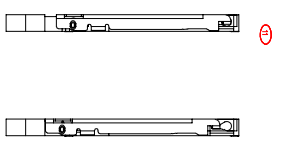
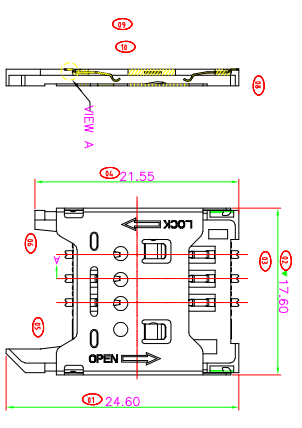


RoHS

REV.	CD	DESCRIPTION	DATE	DRAWING	CHECKED	APPROVED
A0		NEW RELEASE	2014.10.21	Michael	Mark	Cornelia

www.szweilink.com



NOTES: Recommended P.C.B Layout (Tolerance= 0.05)

1) Material:  
 Housing: HI-Temp plastic UL 94V-0  
 Contact: Copper Alloy  
 SHELL: STAINLESS STEEL

2) Finish :  
 CONTACT: G/F/ F/ Gold plated on contact area;  
 G/F plated on solder tails, Base Nickel :50u" Min

SHELL AND PLATE

PIN NO	PIN NAME
C1	Supply Voltage Vcc
C2	Reset (RST)
C3	Clock (CLK)
C5	Ground
C6	Programming Voltage Vpp
C7	I/O

MILLIMETERS	INCH
X ± 0.20	X ± 0.010
XX ± 0.08	XX ± 0.008
XXX ± 0.04	XXX ± 0.004

UNITS	MM	INCH
DATE	2014.10.21	
SCALE	1:1	1/2
APPROVED	Mark	Michael

www.szweilink.com