
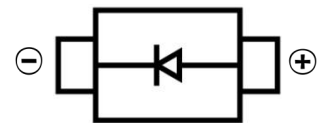


GENERAL PURPOSE RECTIFIER DIODE
FEATURES

- Surface Mount device
- Low Reverse voltage leakage current
- Glass passivated junction
- High forward surge current capability
- Low forward voltage drop


DO-41
MECHANICAL DATA

- Case: **DO-41**
- Case Material: Molded Plastic. UL flammability
- Classification Rating: 94V-0
- Weight: 0.0155 grams (approximate)



MARKING: 1N400X
X : From 1 To 7

MAXIMUM RATINGS (T_A = 25°C unless otherwise noted)

Parameter	Symbol	1N4001	1N4002	1N4003	1N4004	1N4005	1N4006	1N4007	Unit
Maximum Recurrent Peak Reverse Voltage	V _{RRM}	50	100	200	400	600	800	1000	V
RMS Reverse Voltage	V _{R(RMS)}	35	70	140	280	420	560	700	V
DC Blocking Reverse Voltage	V _R	50	100	200	400	600	800	1000	V
Maximum Average Forward Rectified Current	I _F	1							A
Non-Repetitive Peak Forward Surge Current (@t=8.3ms)	I _{FSM}	30							A
Thermal Resistance From Junction To Ambient	R _{θJA}	120							°C/W
Junction and Storage Temperature Range	T _J , T _{STG}	-55 ~+150							°C

ELECTRICAL CHARACTERISTICS (T_A = 25°C unless otherwise specified)

Parameter	Symbol	Min	Typ	Max	Unit	Conditions
Forward voltage	V _F			1.1	V	I _F =1A
Reverse current	I _R			5	uA	V=V _R
				50		V=V _R , T _a =125°C
Diode capacitance	C _D		9		pF	V _R =4V _{DC} , f=1MHz

GENERAL PURPOSE RECTIFIER DIODE

FIG.1: FORWARD CURRENT DERATING CURVE

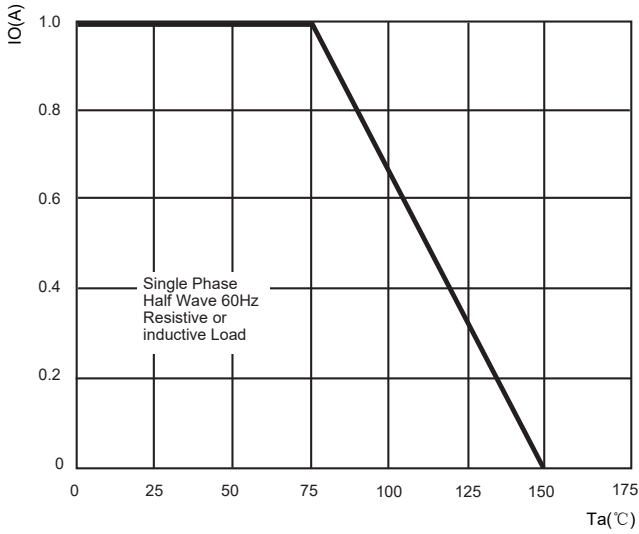


FIG.2: MAXIMUM NON-REPETITIVE FORWARD URGE CURRENT

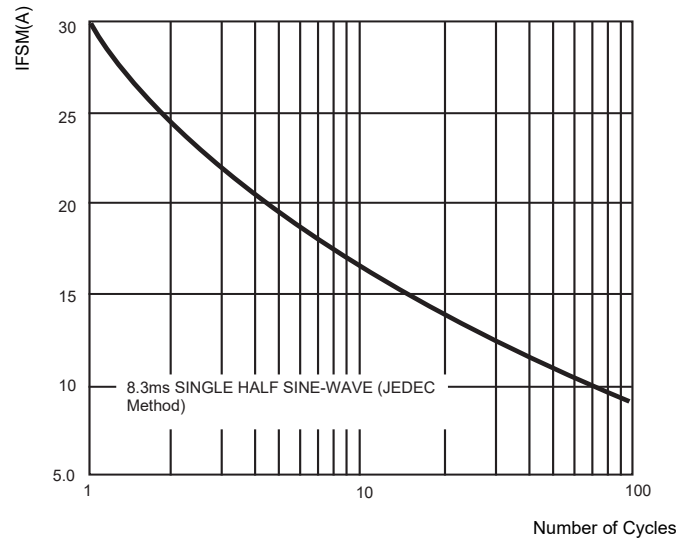


FIG.3: TYPICAL FORWARD CHARACTERISTICS

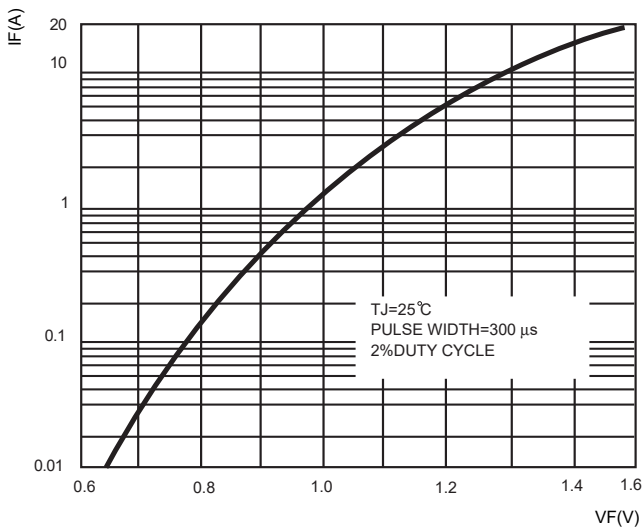
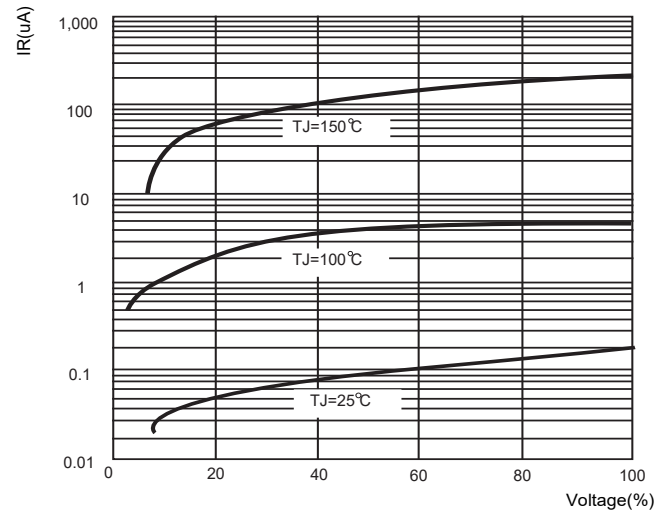


FIG.4: TYPICAL REVERSE CHARACTERISTICS



GENERAL PURPOSE RECTIFIER DIODE

DO-41 Package Outline Dimensions

