

Material:

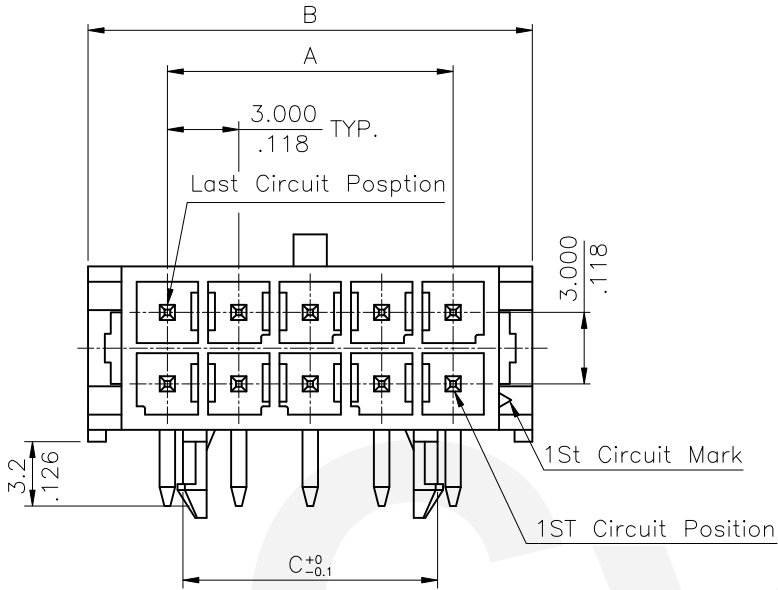
△* Insulation: High Temperature Plastic
Color Black

* Contact: Brass

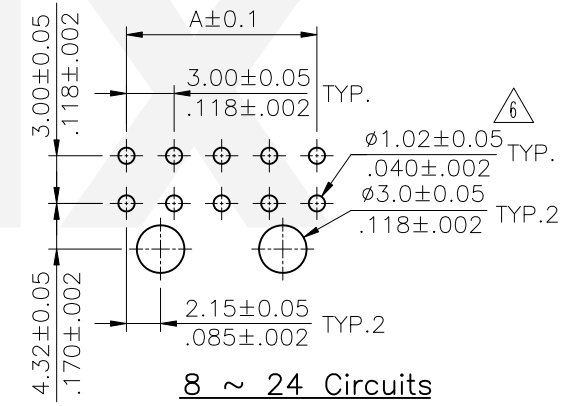
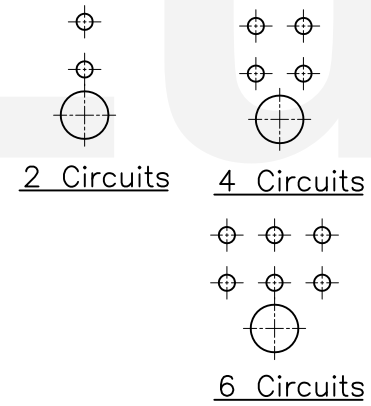
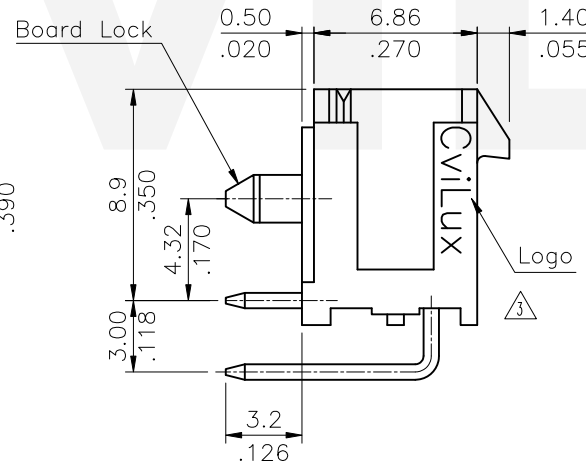
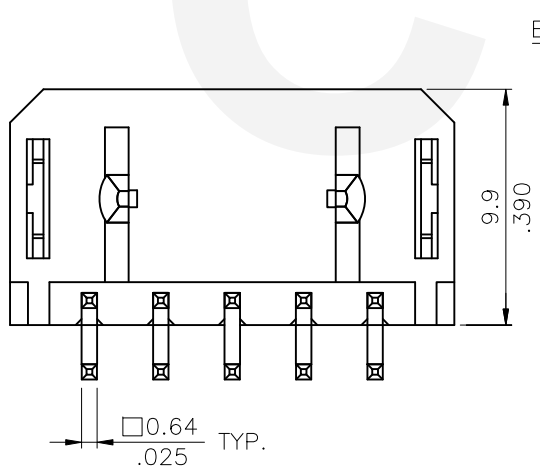
Ordering Code:

CP35 ** P * H 0 0 -LF
① ② ③ ④ ⑤ ⑥ ⑦ ⑧

- ① Series No.
- ② No. of Circuits: 02~24
- ③ Contact type: P = Plug
- ④ Contact plated:
1= Matte Tin over Nickel
△ 2= Gold flash plated over 50μ" Nickel
- ⑤ H= Right angle
- ⑥ Mount type : 0= Dip Type
- ⑦ Other options: 0= With plastic board lock (Standard)
- ⑧ LF= For Lead Free IR Process



Circuits	Dimension		
	A	B	C △
2	—	6.7(.264)	3.0(.118)
4	3.00(.118)	9.7(.382)	3.0(.118)
6	6.00(.236)	12.7(.500)	3.0(.118)
8	9.00(.354)	15.7(.618)	7.7(.303)
10	12.00(.472)	18.7(.657)	10.7(.421)
12	15.00(.591)	21.7(.854)	13.7(.539)
14	18.00(.709)	24.7(.972)	16.7(.657)
16	21.00(.827)	27.7(1.091)	19.7(.776)
18	24.00(.945)	30.7(1.209)	22.7(.894)
20	27.00(1.063)	33.7(1.327)	25.7(1.012)
22	30.00(1.181)	36.7(1.445)	28.7(1.130)
24	33.00(1.299)	39.7(1.563)	31.7(1.248)



Recommended P.C. Board layout

Lead Free Process
RoHS Compliant

SYM	NAME	DATE	REVISIONS	APPROVED BY:	DATE	UNIT: mm / inch	TITLE: 3.00mm PITCH RIGHT ANGLE HEADER POWER CONNECTOR	MATERIAL:	FINISH:	DRAWING NO. CP3551SG	PART NO. CP35**P*H00-LF	SCALE 3 / 1	SHEET 1 OF 1
△6	Kenny	8/20-20'	ECNT120218										
△5	Sun	12/12-19'	ECNT119354	DRAWN BY: Kenny	8/20-20'	TOLERANCE UNLESS OTHERWISE SPECIFIED							
△4	Michelle	11/12-19'	ECRB11905/ECNT119313	ENGINEER: Sun	8/25-20'	.X ± 0.30/012 X' ± 1'							
△3	Sandy	2/3-12'	ECN12010	CHECKED BY: Eisley	8/25-20'	.XX ± 0.20/008 X' ±							
				APPROVED BY: Eisley	8/25-20'	.XXX ± 0.10/004 XX' ±							

CVILUX
2020.08.27
ISSUED

瀚荃股份有限公司
Cvilux Corporation