



# IAP-W520+/W522+

**Industrial outdoor IEEE 802.11 a/n wireless access point with 2x10/100Base-T(X) PoE P.D., IP-67 grade**

## Features

- High Speed Air Connectivity: WLAN interface support up to 300Mbps link speed
- Highly Security Capability: WEP/WPA/WPA-PSK(TKIP,AES)/WPA2/WPA2-PSK(TKIP,AES)/802.1X Authentication supported
- High throughput > **80Mbps**
- High power output **500mw**
- Far Distance Air Connectivity up to **7 KM** (IAP-W520+)
- Support **X-Roaming** < 100 ms
- Support AP/Bridge/Client/AP-Client Mode
- Wireless connecting status monitoring
- HTTPs protocol supported for secured management
- Event Warning by Syslog, Email, SNMP Trap
- Rigid **IP-67** housing design
- Pole-mount enabled



## Introduction

IAP-W520+ / W522+ is a reliable IP-67 outdoor IEEE 802.11 a/n WLAN Access Point with 1 PoE P.D. Ethernet port. It can be configured to operate in AP/Bridge/AP-Client/Client mode. It is specifically designed for the toughest industrial environments. In combination with its IP-67 design and the superb management functionality, IAP-W520+ / W522+ provides a waterproof, dust-tight connection. In addition, IAP-W520+ provides high power output of 500mw and high throughput up to 80Mbps to satisfy far distance connection. IAP-W522+ provides two N-type connectors, which can install any N-type antennas to extend communication distance. You are able to configure IAP-W520+ / W522+ by WEB interface via LAN port or WLAN interface. In addition, IAP-W520+ / W522+ also provides P.D. feature which is fully compliant with IEEE802.3af PoE P.D. specification to save the layout cost of power line. The IAP-W520+ / W522+ can be easily adopted in almost all kinds of applications and provides the most rugged solutions for managing your network in outdoor. Therefore, IAP-W520+ / W522+ is one of the best outdoor communication solutions for wireless applications

## Application

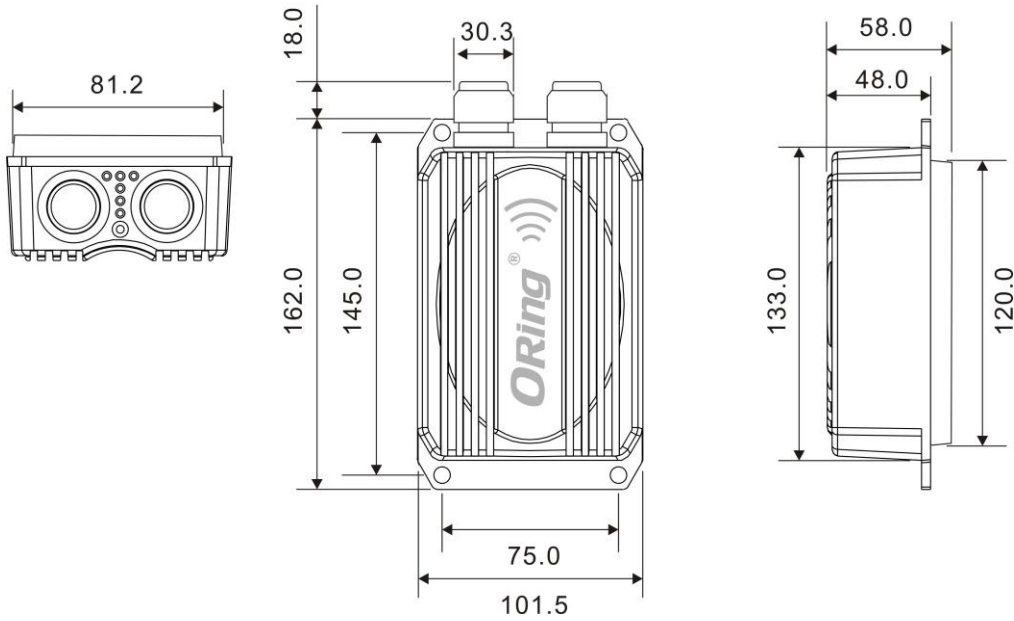
In practical operation of wireless access point, Windows utility (Open-Vision) is supported. This utility is very helpful for you to search and configure IP of access point on the industrial wireless network. In addition, the wireless access point

support various kinds of operation modes include AP/ Bridge/AP-Client/Client mode. IAP-W520+ also can connect to each other up to 7,000 meters with built-in panel antenna.

**Dimension**

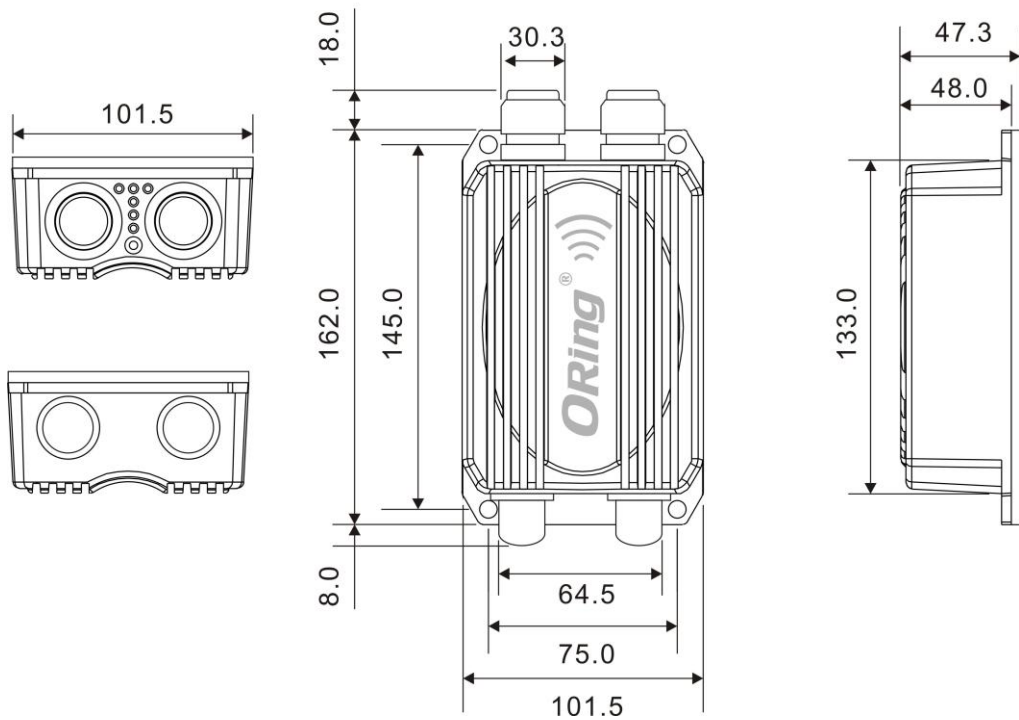
**IAP-W520+**

Dimension (Unit =mm)



**IAP-W522+**

Dimension (Unit =mm)



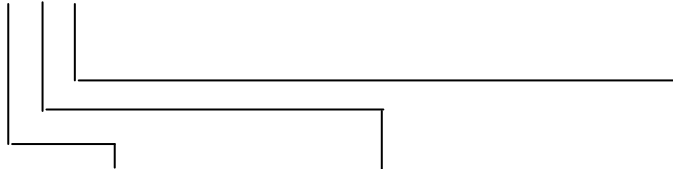
## Specifications

ORing WLAN Access Point Model	IAP-W520+	IAP-W522+
<b>Physical Ports</b>		
10/100 Base-T(X) Ports in RJ45 Auto MDI/MDIX	<b>2 (one port with PoE)</b>	
<b>WLAN interface</b>		
Operating Mode	AP/Bridge/AP-Client/Client	
Antenna Connector	Build-in 15dBi panel antenna	2 x External N-type antenna connector
Radio Frequency Type	OFDM	
Modulation	IEEE802.11a : OFDM with BPSK, QPSK, QAM, 64QAM IEEE802.11n : BPSK, QPSK, 16-QAM, 64-QAM	
Frequency Band	America / FCC : 5.180 ~ 5.240 GHz & 5.745 ~ 5.825 GHz ( 9 channels ) Europe CE / ETSI : 5.180 ~ 5.240 GHz ( 4 channels )	
Transmission Rate	IEEE802.11a: 6/ 9/ 12/ 18/ 24/ 36/ 48/ 54 Mbps IEEE801.11n: up to 300Mbps	
Transmit Power	500mw Max.	
Receiver Sensitivity	-97dBm ± 2dBi	
Encryption Security	WEP: (64-bit ,128-bit key supported) WPA/WPA2 :802.11i(WEP and AES encryption) WPAPSK (256-bit key pre-shared key supported) 802.1X Authentication supported TKIP encryption	
Wireless Security	SSID broadcast disable	
<b>Protocol Support</b>		
Protocol	ARP,BOOTP, DHCP, DNS, HTTPs, IP, ICMP, SNMP, TCP, UDP, RADIUS, SNMP, STP (IEEE 802.1D)	
<b>LED indicators</b>		
Power indicator	1 x LED, Green On: Power(PoE) is on and functioning Normally.	
10/100Base-T(X) RJ45 port indicator	2 x LED, Green On: Port Link / Act, Blinking: data transmission	
WLAN LED	3 x LED, Green for WLAN Strength: 1<30%, 2<60%, 3<90%	
<b>Power</b>		
Input power	48VDC from P.o.E	
Power consumption (Typ.)	9watts	
<b>Physical Characteristic</b>		
Enclosure	IP-67	
Dimension (W x D x H)	162(W)x 101.5(D)x 58(H) mm (6.38x 4.0x 2.28 inch.)	162(W)x 101.5(D)x 47.3(H) mm (6.38x 4.0x 1.86 inch.)
Weight (g)	720 g	790 g
<b>Environmental</b>		
Storage Temperature	-30 to 85°C (-22 to 185°F)	
Operating Temperature	-20 to 70°C (-4 to 158°F)	
Operating Humidity	100% Non-condensing	
<b>Regulatory approvals</b>		
EMI	FCC Part 15, CISPR (EN55022) class A	
EMS	EN61000-4-2 (ESD), EN61000-4-3 (RS), EN61000-4-4 (EFT), EN61000-4-5 (Surge), EN61000-4-6 (CS), EN61000-4-8, EN61000-4-11	
Shock	IEC60068-2-27	
Free Fall	IEC60068-2-32	

Vibration	IEC60068-2-6
Safety	EN60950-1
<b>Warranty</b>	<b>3 years</b>

## Ordering Information

**IAP-W ABC +**



Code Definition	Wireless Mode	10/100Base-T(X) Port Number	Antenna Connector Number
<b>Option</b>	- 1: 802.11 b/g - 2: 802.11 a - 3: 802.11 a/b/g - 4: 802.11 b/g/n - 5: 802.11 a/n - 6: 802.11 a/b/g/n	-"2": 2 port	-"2": 2 connectors

	Model Name	Description
<b>Available Model</b>	IAP-W520+_US	Industrial outdoor IEEE 802.11 a/n wireless access point with 2x10/100Base-T(X), IP-67 grade, US band
	IAP-W520+_EU	Industrial outdoor IEEE 802.11 a/n wireless access point with 2x10/100Base-T(X), IP-67 grade, EU band
	IAP-W522+_US	Industrial outdoor IEEE 802.11 a/n wireless access point with 2x10/100Base-T(X), IP-67 grade, N-type antenna connector, US band
	IAP-W522+_EU	Industrial outdoor IEEE 802.11 a/n wireless access point with 2x10/100Base-T(X), IP-67 grade, N-type antenna connector, EU band

## Packing List

- IAP- W520+ / W522+ x 1
- Pole Mount Kit x 1
- CD x 1
- RJ-45 Rubber Seal x 2
- Quick Installation Guide x 1
- N-type ANT. Rubber Seal x 2 (IAP-W522+)