

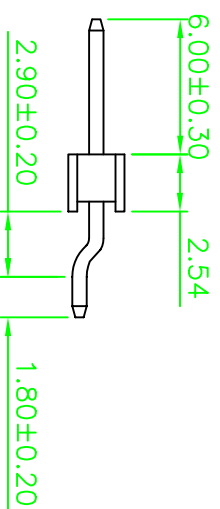
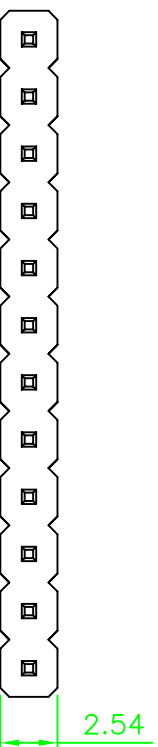
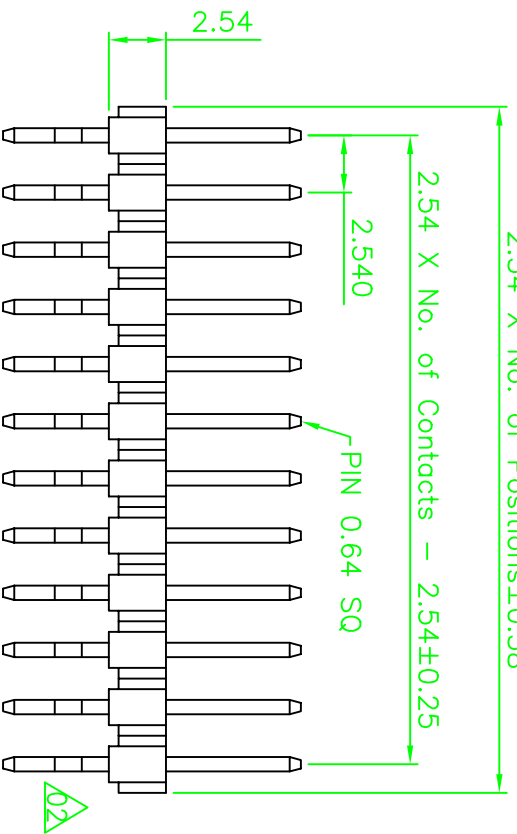
REV.	DESCRIPTION	DATE
	Change the view	PI HONG BIN 07-23-05

2.54 X No. of Positions±0.38

2.54 X No. of Contacts – 2.54±0.25

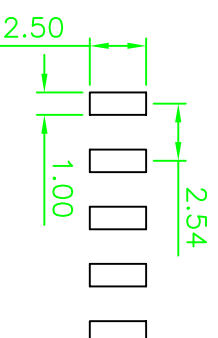
2.54±0

PIN 0.64 SQ



Recommended P.C.Board

Layout



Ordering Information

G PHD101 - XX XX A 08



No. of Pins per Row

02-40

Contact Plating

01=Tin

02=Gold Flash Standard

Duplex plating

05=Gold Flash /Tin

...

格菱股份有限公司
Greenconn Corporation

REV.	UNIT.	SCALE.	
02	mm	3:1	

GENERAL TOLERANCE	
X. ± 5°	X. ±
.X° ± 2°	X ± 0.38
.XX ± 1°	.XX ± 0.25
.XXX ± 0.5°	.XXX ± 0.13

DESIGN:	PI HONG BIN	DATE:	07-23-05
CHECKED:		DATE:	
AUDITED:		DATE:	
APPROVED:		DATE:	

DWG. NO.	G PHD101-A08
PART NO.	G PHD101-XX XX A 08

TITLE.
2.54 PIN HEADER SINGLE ROW SMT TYPE BASE 2.54H