

**Product number CA12000_EMILY-O-WAS**

Family	Emily	FWHM	asymmetric degrees
Type	Assembly	Efficiency	87 %
LED	XP-E	cd/lm	-
Color	Clear	Gerber File	Available
Diameter	26 mm	Especially designed for Wallwasher applications	
Height	14.8 mm		
Style	Round		
Optic Material	PMMA		
Holder Material	-		
Fastening	["pin", "tape"]		
Status	Production ready		

**Product number CA11387_EMILY-SS**

Family	Emily	FWHM	10 degrees
Type	Assembly	Efficiency	93 %
LED	XP-E	cd/lm	17.700
Color	Clear	Gerber File	Available
Diameter	26 mm		
Height	15.15 mm		
Style	Round		
Optic Material	PMMA		
Holder Material	-		
Fastening	["pin", "tape"]		
Status	Production ready		

**Product number CA11998_EMILY-SS-WAS**

Family	Emily	FWHM	10 degrees
Type	Assembly	Efficiency	92 %
LED	XP-E	cd/lm	18.300
Color	Clear	Gerber File	Available
Diameter	26 mm	Especially designed for Wallwasher applications	
Height	14.8 mm		
Style	Round		
Optic Material	PMMA		
Holder Material	-		
Fastening	["tape", "pin"]		
Status	Production ready		

**Product number CA11388_EMILY-M**

Family	Emily	FWHM	18 degrees
Type	Assembly	Efficiency	93 %
LED	XP-E	cd/lm	7.900
Color	Clear	Gerber File	Available
Diameter	26 mm		
Height	15.15 mm		
Style	Round		
Optic Material	PMMA		
Holder Material	-		
Fastening	["tape", "pin"]		
Status	Production ready		

**Product number CA11391_EMILY-M2**

Family	Emily	FWHM	29 degrees
Type	Assembly	Efficiency	92 %
LED	XP-E	cd/lm	3.200
Color	Clear	Gerber File	Available
Diameter	26 mm		
Height	15.15 mm		
Style	Round		
Optic Material	PMMA		
Holder Material	-		
Fastening	["tape", "pin"]		
Status	Production ready		

**Product number CA11934_EMILY-W**

Family	Emily	FWHM	39 degrees
Type	Assembly	Efficiency	86 %
LED	XP-E	cd/lm	1.600
Color	Clear	Gerber File	Available
Diameter	26 mm		
Height	14.9 mm		
Style	Round		
Optic Material	PMMA		
Holder Material	-		
Fastening	["tape", "pin"]		
Status	Production ready		

**Product number CA11389_EMILY-O**

Family	Emily	FWHM	44+9 degrees
Type	Assembly	Efficiency	92 %
LED	XP-E	cd/lm	-
Color	Clear	Gerber File	Available
Diameter	26 mm		
Height	15.15 mm		
Style	Round		
Optic Material	PMMA		
Holder Material	-		
Fastening	["tape", "pin"]		
Status	Production ready		

**Product number CA11390_EMILY-O-90**

Family	Emily	FWHM	49+9 degrees
Type	Assembly	Efficiency	92 %
LED	XP-E	cd/lm	4.200
Color	Clear	Gerber File	Available
Diameter	26 mm		
Height	15.15 mm		
Style	Round		
Optic Material	PMMA		
Holder Material	-		
Fastening	["pin", "tape"]		
Status	Production ready		

**Product number** CA12589_EMILY-WWW

Family	Emily	FWHM	58 degrees
Type	Assembly	Efficiency	86 %
LED	XP-E	cd/lm	1.000
Color	Clear	Gerber File	Available
Diameter	26 mm		
Height	13.3 mm		
Style	Round		
Optic Material	PMMA		
Holder Material	-		
Fastening	["pin", "tape"]		
Status	Production ready		

NOTE: The typical divergence will be changed by different color, chip size and chip position tolerance. The typical total divergence is the full angle measured where the luminous intensity is half of the peak value.



PRODUCT DATASHEET

Emily series

last update 9/6/2016

GENERAL INFORMATION

- Product series especially designed & optimized for XP-E series of LEDs.
- Special care taken to make light distribution as uniform as possible.
- Lens material optical grade PMMA with high UV and temperature resistance. Allows use of high current and temperature conditions.

Please find more information about used material from below:

http://ledil.fi/sites/default/files/Documents/Technical/Material/PMMA%20N%20UL94_Yellow%20Card.pdf

<http://ledil.fi/sites/default/files/Documents/Technical/Material/PMMA%20N%20PLEXIGLAS-Datasheet.pdf>

D

C

B

A

4

4

Bottom view

Beam direction Emily-0-90

Beam direction Emily-0

8.6

∅26

3

3

Front view

15
-0.15mm without tape

0.7
+0.15mm without tape

Tape 0.4mm

2

2

Top view

∅26

Materials:
Lens PMMA
Tape PU Foam with adhesive

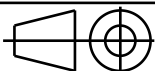
Part no.s:
CA11387_Emily-SS
CA11388_Emily-M
CA11389_Emily-0
CA11390_Emily-0-90
CA11391_Emily-M2

Tolerances if not otherwise shown
According to DIN ISO 2768-1
Linear measures:
up to 30mm class M, otherwise class C
According to DIN ISO 2768-2
Form and position: class L

LEDiL

Ledil Oy
Salorankatu 10
FIN 24240 SALO
Finland

THIRD ANGLE PROJECTION:



DRAWING TITLE

Datasheet Emily series lens

This drawing is the property of LEDiL Oy. It may not be reproduced, copied or communicated without a written agreement with LEDiL Oy.

SIZE

PART NUMBER

A4

SCALE

2:1 WEIGHT

SHEET

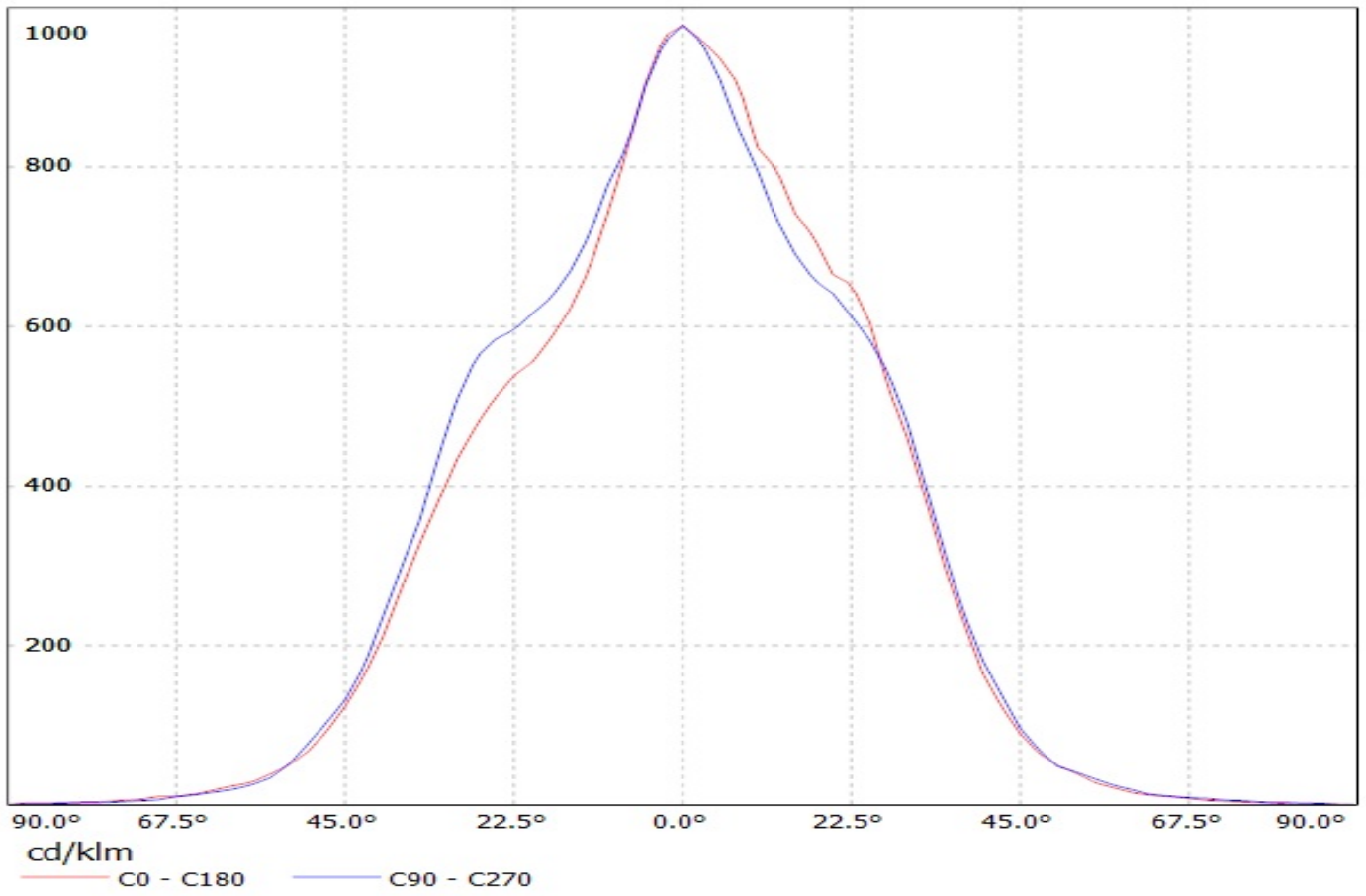
1/1

D

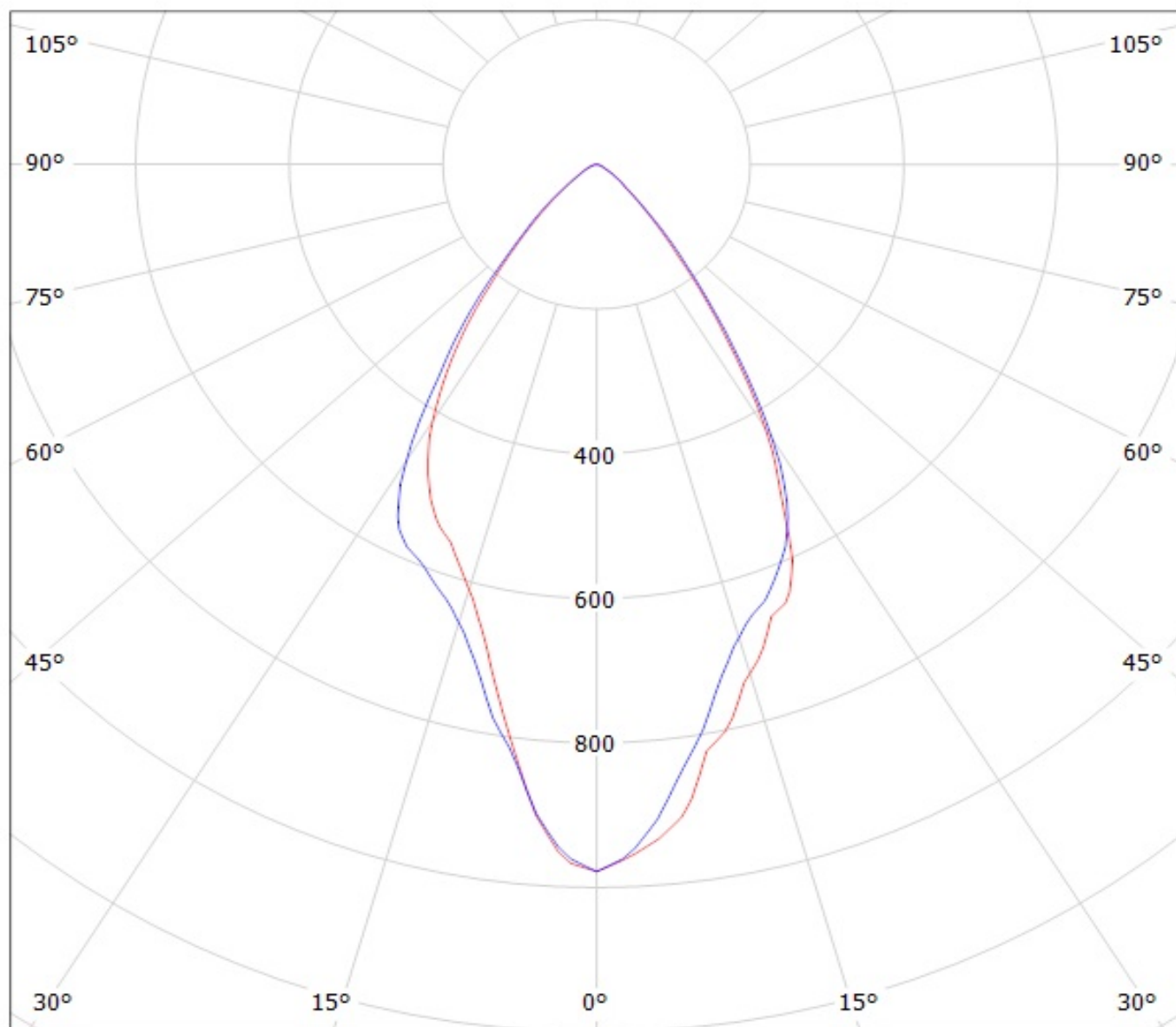
A

1

Luminaire: Ledil Oy CA12589_EMILY-WWW (Cree XP-E 66.5lm @ 250mA) Efficiency=86%
Lamps: 1 x Cree XP-E 66.5lm @ 250mA



Luminaire: Ledil Oy CA12589_EMILY-WWW (Cree XP-E 66.5lm @ 250mA) Efficiency=86%
Lamps: 1 x Cree XP-E 66.5lm @ 250mA



cd/klm

— C0 - C180 — C90 - C270