

Country of Origin : China
 Operating Temperature : 0~40 [°C]
 Dimension : 87.3 x 47.4 x 32 [mm]
 Efficiency level (ErP) : VI





Approvals / Marks :



Specifications

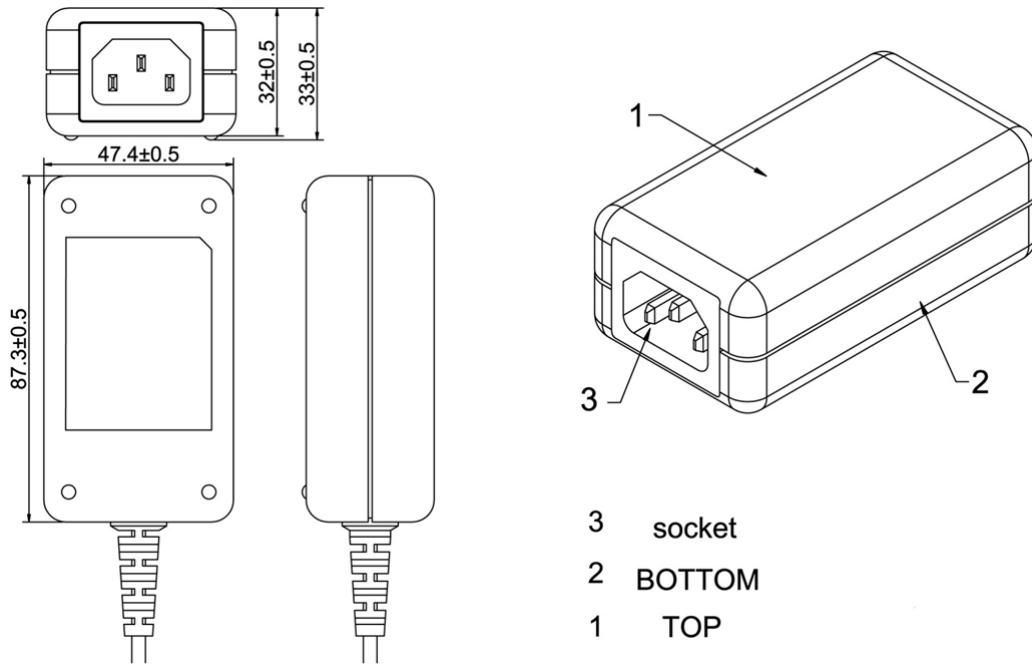
Model	Voltage DC [V]	Loading [A]	Max. Power [W]	Ripple / Noise [mV] p-p	Connector [mm]
SYS1544-1505-T3	5	0~3.0	15	180	2.1x5.5x11
SYS1544-1809-T3	9	0~2.0	18	180	2.1x5.5x11
SYS1544-2412-T3	12	0~2.0	24	180	2.1x5.5x11
SYS1544-2415-T3	15	0~1.6	24	200	2.1x5.5x11
SYS1544-2418-T3	18	0~1.33	24	240	2.1x5.5x11
SYS1544-2424-T3	24	0~1.0	24	300	2.1x5.5x11

Features:

Available in 2 inlet versions: C7 (T2)  C13(T3) 
 Output connector: standard: 2.1 x 5.5 x 11mm or customer requirement | Regulated Output With Low Ripple Noise | Safety Agency Requirements and EM/EMS Certified
 Private Label Marking Available | Modified and Custom Design Available | 2 Years Warranty

OUTPUT		EMC	
Turn delay	5000ms max@AC low line input@output full load	Meet EN550022 class B, FCCpart 15 Sub part B class B	
Hold up time	5ms min@AC nominal input@output full load (>half cycle)	EN 60950-1:2006+A11 LVD2006/95/EC IEC 60950-1:2005	
Efficiency (Normal)	Meet CEC,DOE,ERP,MEPS Level VI @115v/60HZ,230V/50HZ	SAFETY	
Transient response (dv,tmax)	0.4V dv max At AC nominal input loading from 20%load to 80%load 16ms tmax Dynamic rise time 10us max,duty 40ms max,Dynamic load step is slew rate of 0.5A/us	UL GS CB CE FCC CCC BSMI PSE EK-Mark (2412) SAA RCM NOM (2412) EAC BIS (2412/1812/1512/1212) S-MARK	
Power out.Limit	Peak 28w	OTHERS	
Burn in limit	Full load 2 Hours	Dielectric Strength (Hi-pot)	Primary to Secondary:3000VAC 10mA/60S
Power consumption	Less than 0.075W ms max. At AC nominal input@output min load	M.T.B.F	500,000 Calculated Hours at 25°C, by Telcordia SR-332
INPUT		Cable Length	1500mm (15 feet) standard cable or as required
Voltage	(90~264)VAC	PLD (power line disturbance)	Line power surge Line voltage SAG-more info on request
Frequency	(47~63)hz	Cooling method	Natural Convection Cooling
Current	1A rms@AC low line input and DC output full load	Housing material	PC
Inrush Surge Current (cold start)	40/60A max@power supply cold start,ambient temperature 25°C @115vac/230Vac nominal AC input	Temperature coefficient:	≤±0.5%/°C
leakage current	0.25mA Max	ENVIRONMENT	
PROTECTION		Temperature	Operating: 0~40°C / Storage: -20%~85%°C
Over current/ Short protection	The power supply will self-protect any output to ground & auto recovery when abnormal circuit faults remove. An output short circuit is defined as any output impedance less than 0.1 ohms.	Humidity	Operating: 8%~90%RH / Storage: 5%~95% RH non condensing
Over Voltage	The power supply will be auto recovered when faults remove	WEIGHT	
Input protection	F1:1A 250V Fuse The power supply shall be protected against power line surges and any abnormal condition	NW:	180g/pc
No Load protection	The power supply is provided with no load operation to prevent the power supply and system from damage.	GW:	11.5kg/box
Protection class	I, (ITU-T K.21 Surge 6KV on request)	PACKING	
		PE plastic bag	60 pcs/1 box

Mechanical case specification:



Cable specification:

